



DELIVERING ENERGY MANAGEMENT SOLUTIONS

KULR Technology Group, Inc.
Summer 2024 Investor Presentation

Michael Mo
Founder & CEO

Disclaimer Statement | Contents contained on these slides are approved for public release by KULR Technology Group, Incorporated.
Refer to Slide 2 for Forward Looking Statements considerations.

Forward Looking Statements

Safe Harbor

This presentation and other written or oral statements made from time to time by representatives of KULR Technology Group, Inc. and/or its wholly owned subsidiary KULR Technology Corporation contain “forward-looking statements” within the meaning of Section 27A of the Securities Act of 1933, as amended, and Section 21E of the Securities Exchange Act of 1934. Forward-looking statements reflect the current view about future events. Statements that are not historical in nature, such as our revenue forecast, and which may be identified by the use of words like “expects,” “assumes,” “projects,” “anticipates,” “estimates,” “we believe,” “could be,” “future” or the negative of these terms and other words of similar meaning, are forward-looking statements. Such statements include, but are not limited to, statements contained in this presentation relating to our expected sales, cash flows and financial performance, business, business strategy, expansion, growth, products and services we may offer in the future and the timing of their development, sales and marketing strategy and capital outlook. Forward-looking statements are based on management’s current expectations and assumptions regarding our business, the economy and other future conditions and are subject to inherent risks, uncertainties and changes of circumstances that are difficult to predict and may cause actual results to differ materially from those contemplated or expressed. We caution you therefore against relying on any of these forward-looking statements. These risks and uncertainties include those risk factors discussed in Part I, “Item 1A. Risk Factors” of our Annual Report on Form 10-K or other filings we filed with the U.S. Securities Exchange Commission (the “Public Reports”). Any forward-looking statements are qualified in their entirety by reference to the factors discussed in the Public Reports. Should one or more of these risks or uncertainties materialize, or should the underlying assumptions prove incorrect, actual results may differ significantly from those anticipated, believed, estimated, expected, intended or planned.

Important factors that could cause actual results to differ materially from those in the forward looking statements include: a decline in general economic conditions nationally and internationally; decreased demand for our products and services; market acceptance of our products; the ability to protect our intellectual property rights; impact of any litigation or infringement actions brought against us; competition from other providers ability and products; risks in product development; inability to raise capital to fund continuing operations; changes in government regulation, the to complete customer transactions and capital raising transactions.

Factors or events that could cause our actual results to differ may emerge from time to time, and it is not possible for us to predict all of them. We cannot guarantee future results, levels of activity, performance or achievements. Except as required by applicable law, including the securities laws of the United States, we do not intend to update any of the forward-looking statements to conform these statements to actual results.

Forecasts

All forecasts are provided by management in this presentation and are based on information available to us at this time and management expects that internal projections and expectations may change over time. In addition, the forecasts are entirely on management’s best estimate of our future financial performance given our current contracts, current backlog of opportunities and conversations with new and existing customers about our products.

Reference Material

This overview is delivered solely as reference material with respect to our company. This document shall not constitute an offer to sell or the solicitation of an offer to buy securities in our company in any jurisdiction. The information herein is based on data obtained from sources believed to be reliable. Although we believe that the sources are reliable, we have not independently verified such data. The trademarks included herein are the property of the owners thereof and are used for reference purposes only.

This presentation contains multiple third-party market growth forecasts that may not take into account negative impacts due to circumstances related to the COVID-19 pandemic.

KULR Investment Thesis

Critical industry and regulatory needs for Lithium-Ion battery safety

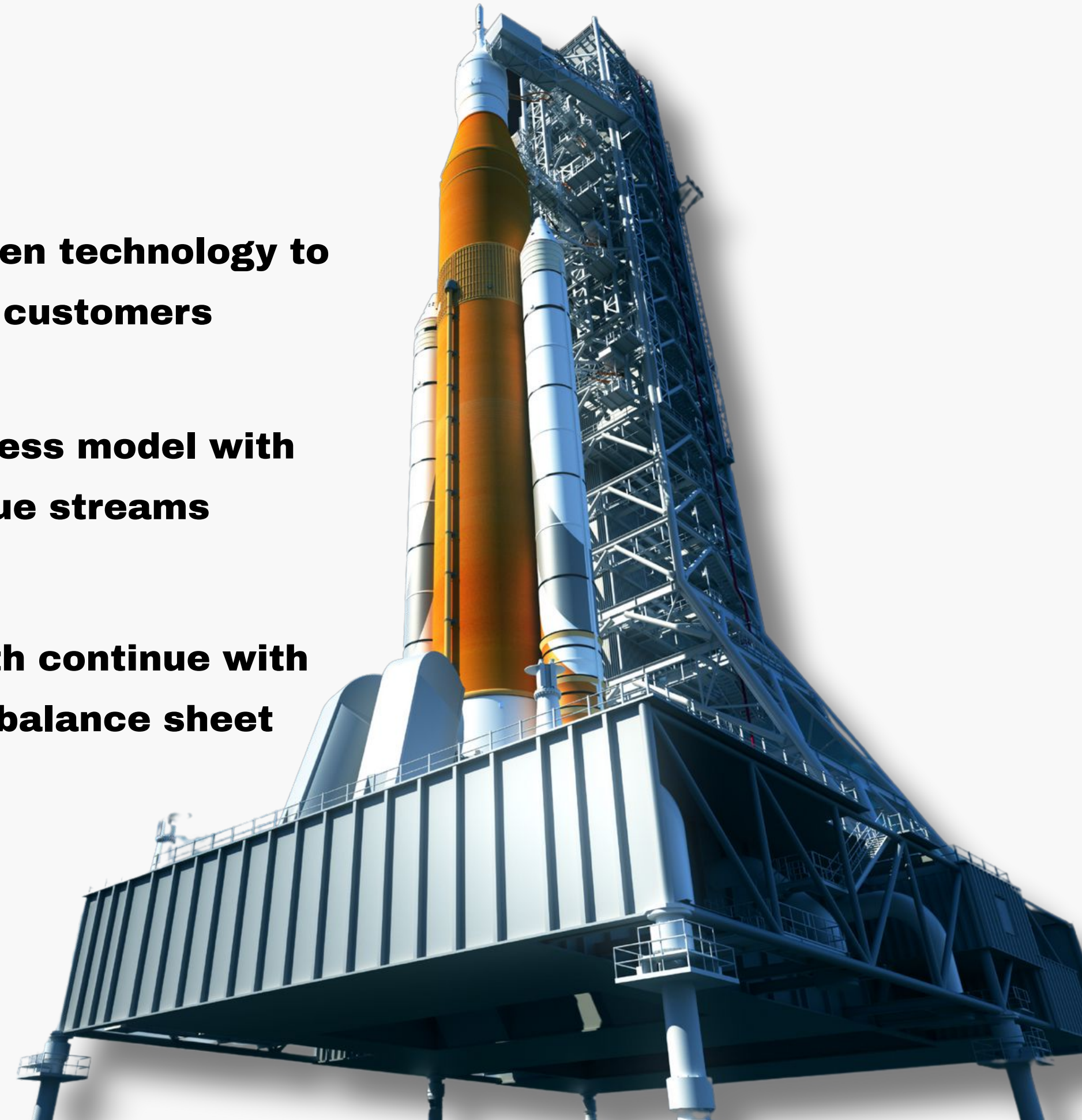
Long history and track record serving multiple \$B growth markets

Fortified IP portfolio of solutions with patents and trade secrets.

KULR has proven technology to serve Tier-one customers

Scalable business model with multiple revenue streams

Revenue growth continue with strengthening balance sheet



Lithium-Ion Battery Safety Risks – A Growing Epidemic

What are the risks?

Thermal Runaway Propagation is a dangerous chain reaction with a battery pack that can lead to fires, explosions and human bodily harm.

What are the impact of the risks?

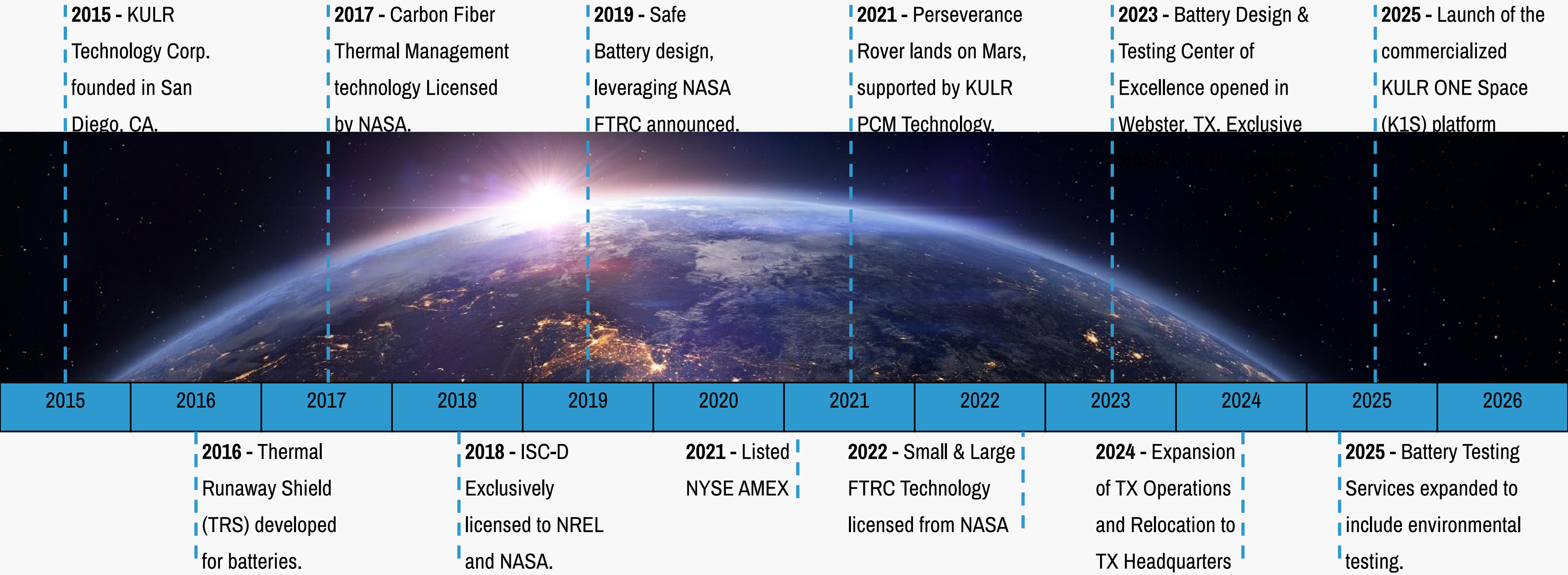
Increased government regulatory, compliance and logistics requirements coming more stringent and costly

What's the solution?

KULR products and services deliver patented technology to address the technical challenges and navigate regulatory requirements that are rapidly evolving within multi-billion-dollar markets



Our History



Disclaimer Statement | Contents contained on these slides are approved for public release by KULR Technology Group, Incorporated.
Refer to Slide 2 for Forward Looking Statements considerations.

Space Proven Thermal Management Solutions

Extensive Spaceflight History

Space Shuttle
1998













X-38
1999

Mercury Messenger
2002

International Space
Station
2017


Mar Rover
Perseverance
2020 - Present

Artemis
2022 - Present

 	 	 	 	 	 
---	---	---	---	---	---



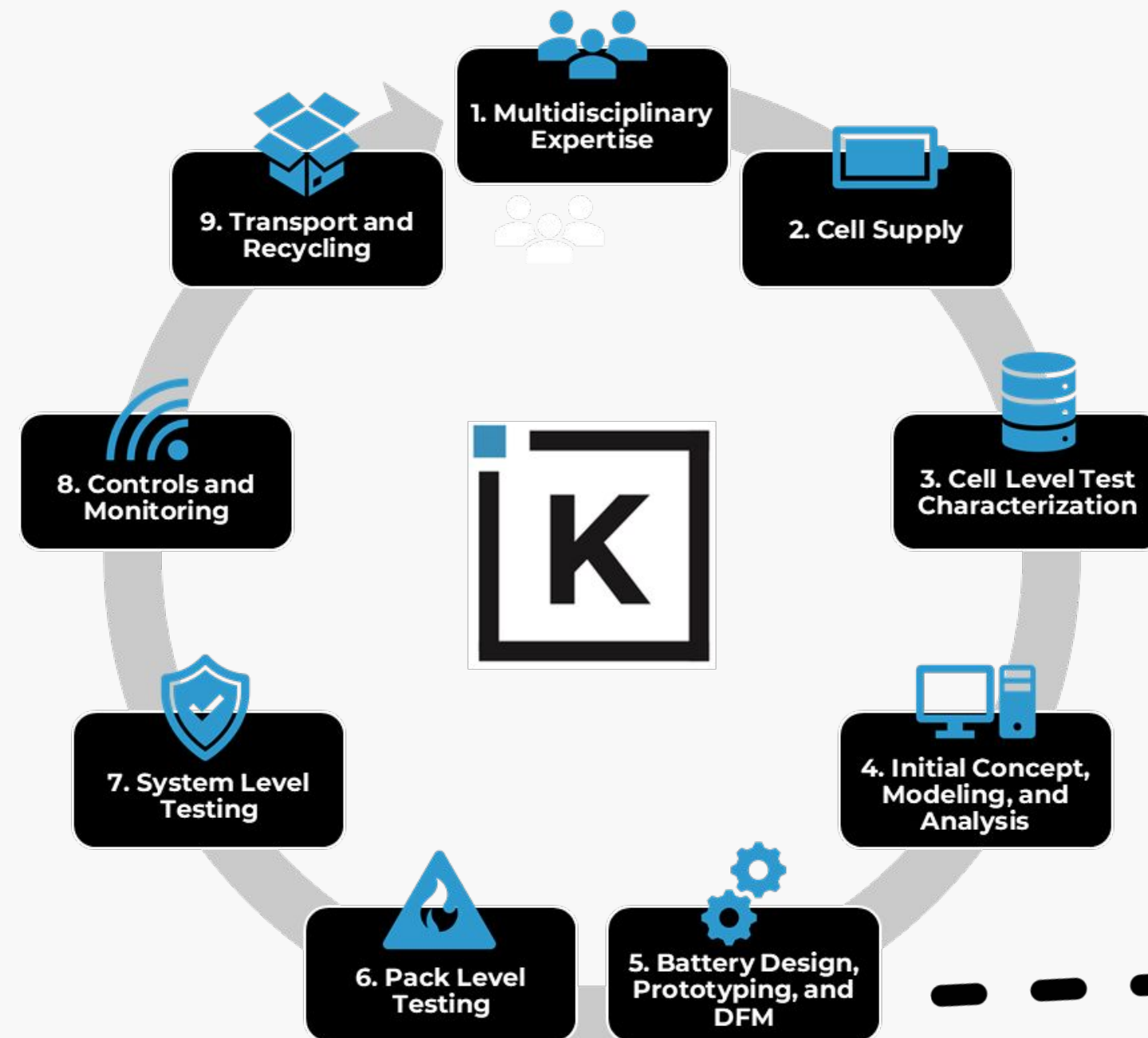
KULR's Competitive Advantages



Credible
Agile
Prepared
Responsive

- 01 Expertise & Technical Credibility**
 - World Class Battery Design & Testing Experts
 - Patents, IP and Trade Secrets
- 02 Regulatory**
 - Strong Network of Collaborators
 - DoT Special Permits
 - FAA, UN, UL, CSA Engagements
 - Industry Trade Groups and Associations
- 03 Operationally**
 - Global sourcing and supply chain
 - Testing Facilities/Capabilities
 - QMS
- 04 Support**
 - Dedicated Customer Service & Technical Support

KULR ONE is a Platform for Lithium-Ion Battery Safety






Rapid prototyping & final production requires:

- 01 Expertise & Technical Credibility
- 02 Regulatory
- 03 Operationally
- 04 Support


KULR Customers & Partners

Several Key Clients and Accounts


DoD & Gov't




Aerospace




Industrial & Consumer



Battery Makers



Electric Mobility



The Global Battery Market Continues to Grow

01 Global battery market characteristics:

- Market.US reports that the lithium-ion battery market valued at \$59.8B in 2022, up to \$307.8B in 2032.
- Precedence Research reports that the global battery market size was \$125.35B in 2023, \$146.2B in 2024 and up to \$680.85B by 2034.

02 Aircraft battery market characteristics:

- Skyquest reports that the Aircraft Battery Market Size \$3.3B in 2021, \$3.75B in 2022, and \$10.48B by 2030.

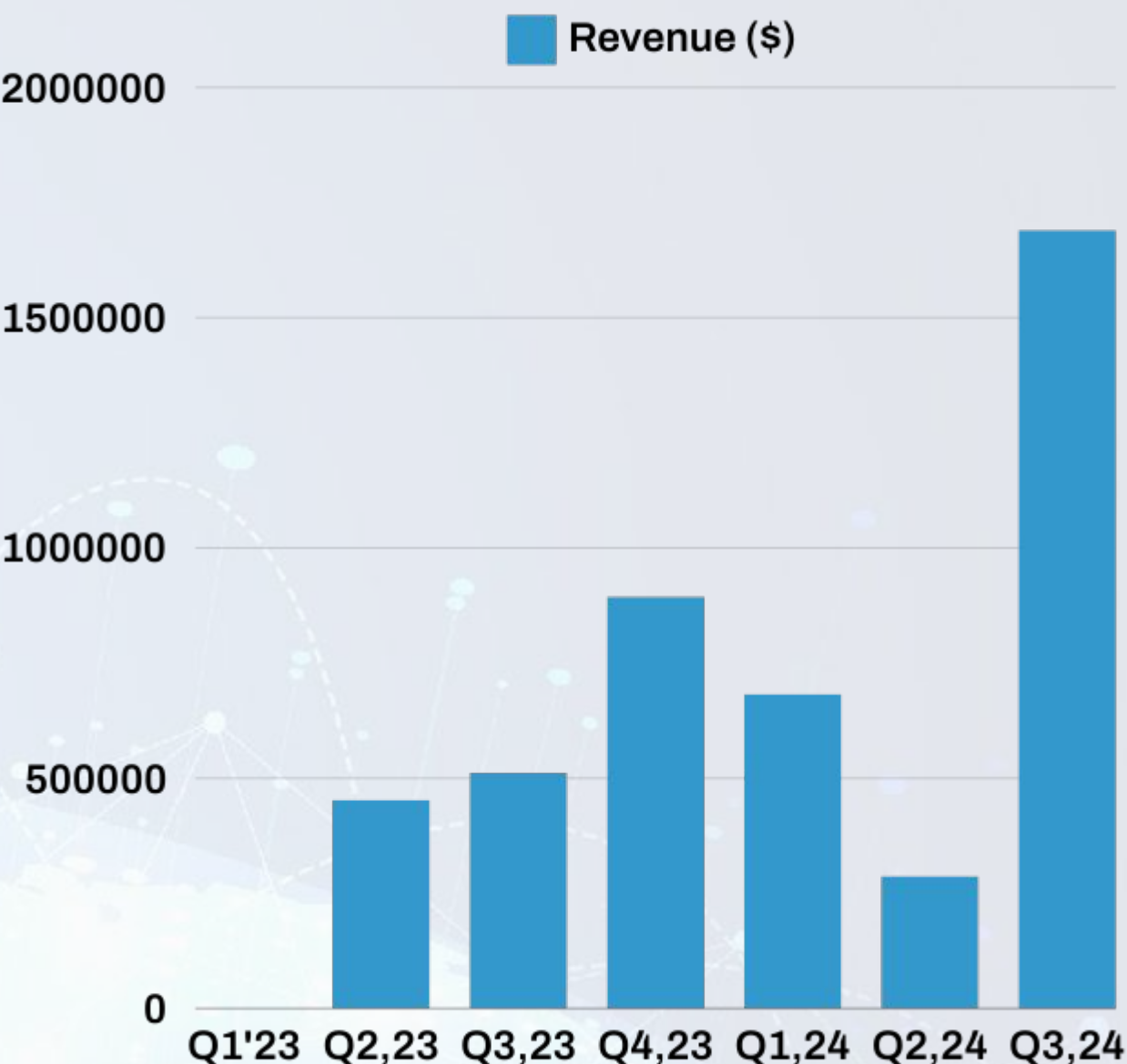
03 Aerospace and defense market characteristics:

- Market Research reports that the future global aircraft battery market at \$0.75B in 2023, \$0.8B in 2024, \$1.35B by 2032.
- BIS Research reports that the European aerospace and defense battery market to be \$5.38B by 2033 from \$2.3B in 2022.
- Insight Ace Analytic reports that the aerospace and defense battery market size was \$9.8B in 2023 and will rise to \$16.39B by 2031.
- GMI Research reports the military battery market size as \$1.3B in 2022 growing to \$1.8B in 2030.
- Markets and Markets reports the military battery market at \$1.3B 2022, \$1.4B in 2024, and up to \$1.6

04 Space battery market characteristics:

- Maximize Market Research reports the space battery market at \$3.88B in 2023.
- Market Research Future reports the space battery market at \$271.1 M in 2022, \$289M 2023, and up to \$427M by 2032.
- Virtue Market Research reports the global space battery market as \$3.67B in 2022, up to \$6.35B by 2030.

Battery Design Revenue Growth since KULR ONE Initial Launch.



KULR is experiencing revenue growth following the decision to expand engineering team with focus on design of aerospace, space, and defense battery solutions.

Technology Domains We Serve

01 Battery Design & Analysis

- Designs by industry experts
- CAD & FEM solutions
- Energy storage for complex environments
- 20793 Rev. D, DO311,
- DOT, FAA, NASA

02 Cell and Battery Testing

- Electrical performance testing
- Environmental testing
- Abuse testing

03 Advanced Thermal Solutions

- Thermal management solutions for extreme environments.
- Ideal solutions for heat transfer in space, defense, & aerospace applications.
- Customizable.



Core Engineering Technology Domains

Space, Aerospace, & Defense

04 Rotary System

- Vibration Reduction**
- Vibration reduces efficiency & increases maintenance requirements and costs.
 - KULR VIBE provides a software driven approach to reducing vibration in rotating systems.

05 Battery Production

- Part & component fabrication
- Resistance tab welding
- Assembly
- Check out & acceptance testing
- Quality management in ISO9000/AS9100 environment

06 Battery Storage & Transportation

- Safe storage solutions with KULR's SafeX platform
- Containment of thermal runaway events for Li-ion batteries of any format.
- Customizable architecture.
- DOT permitted




Domain # 1: Battery Design and Analysis Capabilities

Custom Batteries	KULR ONE	Products
<div><p>Industry Experts</p><ul style="list-style-type: none">• Designs by engineering team with space flight hardware and BMS dev. experience.• Engineers with backgrounds from NASA, Axiom, commercial battery industry, small-sat industry<p>Computer Aided Design (CAD)</p><ul style="list-style-type: none">• Solidworks• Design management w/ Solidworks PDM• Autodesk Fusion 360• Design management with Autodesk Fusion Manage• ISO9000/AS9100 controlled design release processes<p>Finite Element Modeling (FEM) and Analysis</p><ul style="list-style-type: none">• ANSYS SpaceClaim & TD Direct• Thermal Desktop• SINDA/FLUINT• GT-SUITE</div>	<div><p>KULR ONE Space</p><ul style="list-style-type: none">• 18650/21700 architecture• Thermal runaway safety achieved via passive propagation resistant (PPR) design architecture.• Designed with intent for JSC 20793 Revision D satisfaction.<p>KULR ONE Guardian</p><ul style="list-style-type: none">• 18650/21700 architecture• PPR safety strategy.• Robust materials selection for extreme environments.• Designed for DoD applications.<p>KULR ONE Air</p><ul style="list-style-type: none">• Pouch silicon cell architecture.• Low mass / low volume structures for aerospace (eVTOL) applications.• Module-to-module propagation resistance strategy.• Consideration given to DO311 requirements.</div>	<div><p>Radiation Tolerant Battery Management System (BMS)</p><ul style="list-style-type: none">• Designed for 20793 Rev. D battery systems• Off-the-shelf, vacuum tolerant & radiation tolerant, flight ready system.• Ground up safety first architecture.<p>CellCheck™</p><ul style="list-style-type: none">• Real time monitoring and logistics of battery performance.• Safety and state-of-health monitoring.• Fleet management.<p>WI-37A Screened Cells</p><ul style="list-style-type: none">• 18650 format li-ion cells.• Pre-screened to NASA JSC EP-WI37A• Cells arrive to customers pre-matched, screened, and ready to be installed.</div> <div><p>Trigger Cells and ISC-Ds</p><ul style="list-style-type: none">• Internal short-circuiting device for implant.• Pre-built trigger cells with ISC-D already implanted.• Low temp trigger thermal runaway at 55 °C• High temp trigger thermal runaway at 70 °C<p>Thermal Runaway Cell Body</p><p>Heating Protection</p><ul style="list-style-type: none">• Thermal Runaway Shield (TRS) for rapid cooling of conducted thermal runaway heating.• KULR core composite interstitial solution for operation heat management and thermal runaway heat management.<p>Thermal Runaway Ejecta Mitigation</p><ul style="list-style-type: none">• Side wall rupture tubing to protect from potential products expelled through an off-nominal failure.• Burst covers to protect from flowing ejecta.• Fibercore flame arrestor to ensure only smoke exits the pack for single cell TR.</div>



100 Wh KULR ONE Space (K1S)



Radiation Tolerant BMS



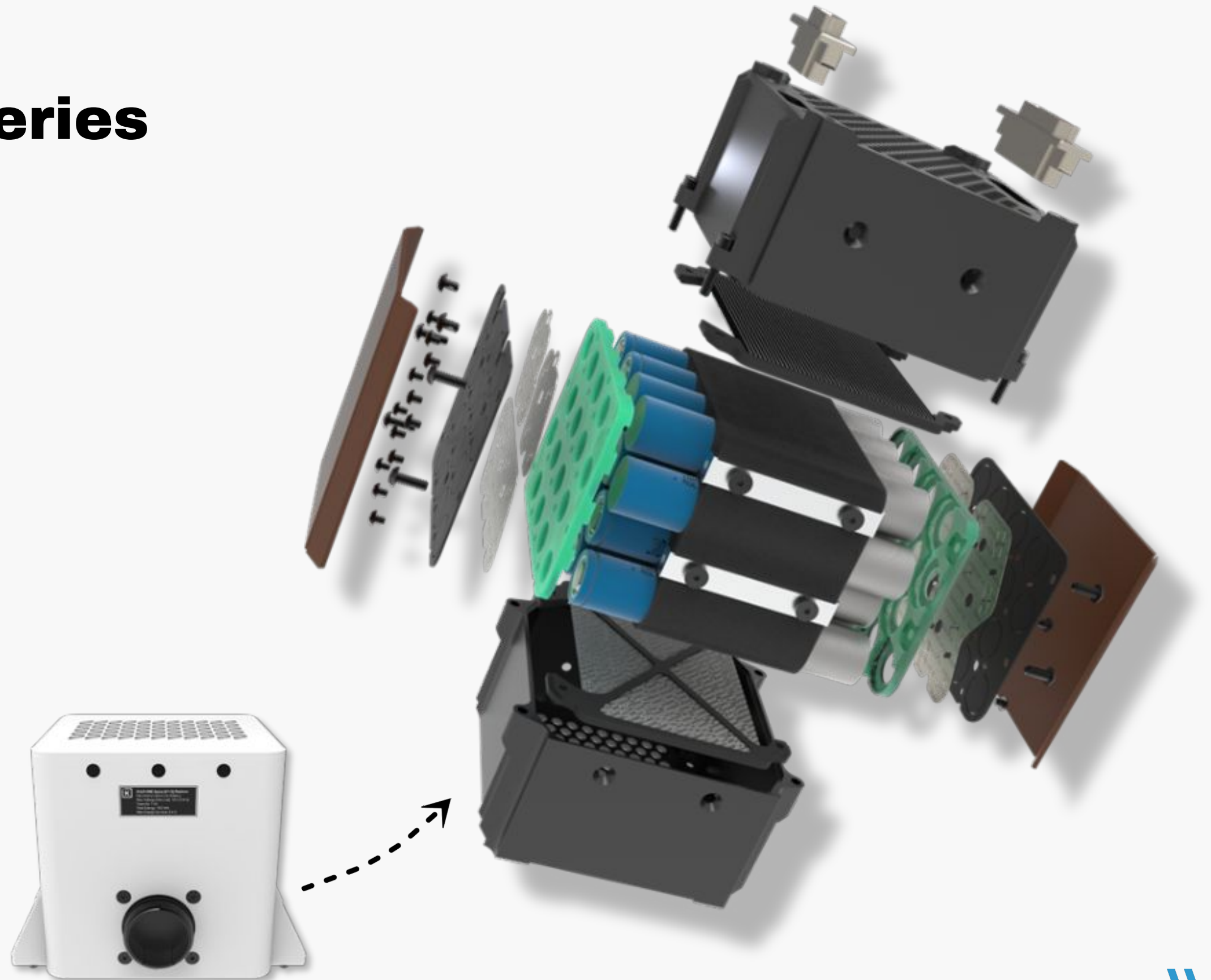
KULR ONE Space Batteries

Benefits

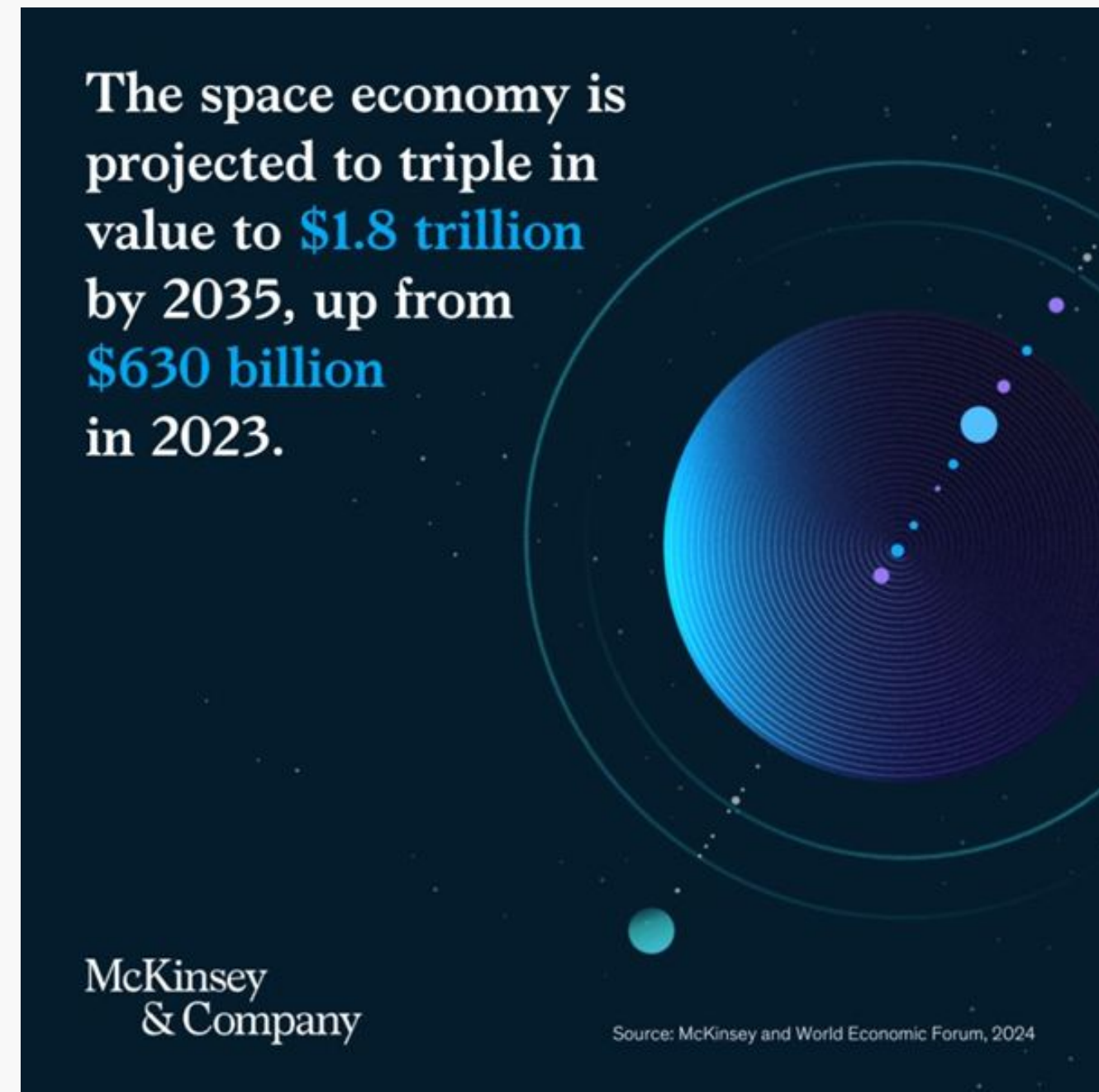
- Pre evaluated architectures
- Low mass / low volume architectures
- Customized power solutions to meet unique requirements
- Enhanced safety features for better product safety
- Improved battery performance and durability

Key Features

- Low mass / low volume structures and packing factors
- Housing design and coating selection
- Cell selection
- Thermal protection for thermal runaway ejecta
- Cooling for thermal runaway
- Side wall rupture protection
- COTS vs. custom BMS selection
- Electrical interfacing and interconnect design
- Built to NASA JSC 20793 specification



Lithium-Ion Battery Safety Risks – A Growing Epidemic



Space battery market by Virtue Market Research estimated at \$3.67B in 2022 with expected growth to \$6.35B by 2030.

Key Growth Drivers:


- Rapid growth of private space companies
- Continued growth over traditional prime contractors
- Smaller satellites
- Private space stations

New Regulations and Technical Requirements:

- NASA JSC 20793 Certifications
- Fast time to market
- Lower cost



KULR ONE Platforms (Space, Guardian, Air)




ENERGY STORAGE & SOLUTIONS

SAFE MODULAR POWER

State of the art lithium-ion power systems and solutions for the most demanding environments that require the highest levels of safety and passive propagation resistance.

KULR ONE DESIGN ARCHITECTURE



KULR ONE VALUE

SAFETY -

Leveraging KULR Technology's exclusive Thermal Runaway Shield (TRS) technology, KULR ONE presents unparalleled passive propagation resistance (PPR), setting an industry benchmark for enhanced safety and reliability.

PERFORMANCE -

Utilizes top quality 21700 cells that offer industry leading fast charging and discharge capacity.

MODULARITY -


Offers your team the ability to standardize your battery pack design on a wide variety of applications and verticals providing for unparalleled flexibility.

RELIABILITY -

Designed by a team comprising former NASA battery engineers and individuals boasting over 1 million hours of collective experience in spaceflight hardware, KULR battery systems undergo rigorous testing. These batteries not only meet but exceed human-rated spaceflight standards, setting a new benchmark for terrestrial applications.

CUSTOMIZABLE -

KULR Technology specializes in crafting custom battery packs tailored to your unique application requirements. Our experienced team ensures precision engineering, delivering optimized performance, reliability, and safety across diverse industries, including consumer electronics, electric vehicles, and medical devices. Trust KULR for innovative, application-specific power solutions.







ENERGY STORAGE & SOLUTIONS

SAFE MODULAR POWER

State of the art lithium-ion power systems and solutions for the most demanding environments that require the highest levels of safety and passive propagation resistance.

KULR ONE SPACE

		
	K15A	K15B
ENERGY	100Wh (7Ah)	403Wh (14Ah)
DIMENSIONS	<1U	127x140x216mm
ENERGY DENSITY	161Wh/L	105Wh/L
NASA JSC 20793 COMPLIANT	Yes	Yes
NASA W137A CELL SCREENING	Yes	Yes



K15A

K15B

KULR ONE VALUE

SAFETY -

Leveraging KULR Technology's exclusive Thermal Runaway Shield (TRS) technology, KULR ONE presents unparalleled passive propagation resistance (PPR), setting an industry benchmark for enhanced safety and reliability.

PERFORMANCE -

Utilizes top quality 21700 cells that offer industry leading fast charging and discharge capacity.

MODULARITY -


Offers your team the ability to standardize your battery pack design on a wide variety of applications and verticals providing for unparalleled flexibility.

RELIABILITY -

Designed by a team comprising former NASA battery engineers and individuals boasting over 1 million hours of collective experience in spaceflight hardware, KULR battery systems undergo rigorous testing. These batteries not only meet but exceed human-rated spaceflight standards, setting a new benchmark for terrestrial applications.

CUSTOMIZABLE -

KULR Technology specializes in crafting custom battery packs tailored to your unique application requirements. Our experienced team ensures precision engineering, delivering optimized performance, reliability, and safety across diverse industries, including consumer electronics, electric vehicles, and medical devices. Trust KULR for innovative, application-specific power solutions.





ENERGY STORAGE & SOLUTIONS

SAFE MODULAR POWER

State of the art lithium-ion power systems and solutions for the most demanding environments that require the highest levels of safety and passive propagation resistance.

KULR ONE MAX

POWER UNIT	3.6kWh (14Ah)
DIMENSIONS	Power Unit: 2Ux36 Control Unit: 3Ux36
CONTROL UNIT CAPACITY	1-30 Power Unit(s)



KULR ONE VALUE

SAFETY -

Leveraging KULR Technology's exclusive Thermal Runaway Shield (TRS) technology, KULR ONE presents unparalleled passive propagation resistance (PPR), setting an industry benchmark for enhanced safety and reliability.

PERFORMANCE -

Utilizes top quality 21700 cells that offer industry leading fast charging and discharge capacity.

MODULARITY -

Offers your team the ability to standardize your battery pack design on a wide variety of applications and verticals providing for unparalleled flexibility.

RELIABILITY -


Designed by a team comprising former NASA battery engineers and individuals boasting over 1 million hours of collective experience in spaceflight hardware, KULR battery systems undergo rigorous testing. These batteries not only meet but exceed human-rated spaceflight standards, setting a new benchmark for terrestrial applications.

CUSTOMIZABLE -

KULR Technology specializes in crafting custom battery packs tailored to your unique application requirements. Our experienced team ensures precision engineering, delivering optimized performance, reliability, and safety across diverse industries, including consumer electronics, electric vehicles, and medical devices. Trust KULR for innovative, application-specific power solutions.

Disclaimer Statement | Contents contained on these slides are approved for public release by KULR Technology Group, Incorporated.
Refer to Slide 2 for Forward Looking Statements considerations.

Competitive Advantages of KULR ONE Battery Platform



Safe
Reliable
Certified
Fast

- 01** Inherently Safe Architecture
- 02** KULR ONE Space is NASA JSC 20793 Crew Space Mission Certification Ready
- 03** KULR ONE Guardian customized to meet MIL-PRF and 810H qualifications
- 04** KULR ONE Air customized to meet FAA and EASA electric aviation battery certifications
- 05** Fast time to market in months vs. years

Domain #2: Battery Cell and Pack Level Testing Services



Abuse Testing

Small Fractional Thermal

Runaway Calorimetry

- Li-ion cells up to 10 Ah
- Total energy yield,
- Cell body vs. ejected energy yield
- Variability characterization vs. trigger method and SOC.

Large Fractional Thermal

Runaway Calorimetry

- Li-ion cells up to 200 Ah
- Total energy yield,
- Cell body vs. ejected energy yield
- Variability characterization vs. trigger method and SOC.

Impingement Zone Mapping

- Li-ion cells up to 30 Ah
- Ejecta impingement region intensity and heat flux characterization.
- High speed videography and frame by frame analysis of ejecta behavior.
- Variability characterization vs. trigger method and SOC.

Cell Level Abuse Testing

- Temperature measurement
- Heater, ISC-D, and nail trigger methods
- 4K videography
- IR video feed
- Facilitate of online and in-person interaction with customer

Pack/Module Abuse Testing

- Temperature measurement
- Heater, ISC-D, and nail trigger methods
- 4K videography
- IR video feed
- Facilitate of online and in-person interaction with customer

Adiabatic Bomb Calorimetry

- Adiabatic calorimetry modes
- Heat, wait, seek (standard ARC testing)
- Determination of material decomposition threshold
- Measurement of thermal runaway onset temperature
- Characterization of cell body heating rates

Electrical Testing

KULR ONE Space

- 18650/21700 architecture
- Thermal runaway safety achieved via passive propagation resistant (PPR) design architecture.
- Designed with intent for JSC 20793 Revision D satisfaction.

KULR ONE Guardian

- 18650/21700 architecture
- PPR safety strategy.
- Robust materials selection for extreme environments.
- Designed for DoD applications.
- MIL-STD-810H and MIL-PRF.

KULR ONE Air

- Pouch silicon cell architecture.
- Low mass / low volume structures for aerospace (eVTOL) applications.
- Module-to-module propagation resistance strategy.
- Consideration given to DO311 requirements.

Environmental Testing

Thermal Vacuum

(2025 K1-TS Pipeline)

- -60 C to +150 C thermal
- 10-6 Torr vacuum pull
- Can combine with Arbin systems for pack/module cycling.
- Electronics (BMS) check-out

Thermal & Humidity

(2025 K1-TS Pipeline)

- -40 to 120 C environment.
- Up to 100% humidity.
- Can combine with Arbin systems for pack/module cycling.
- Electronics (BMS) check-out

Vibration

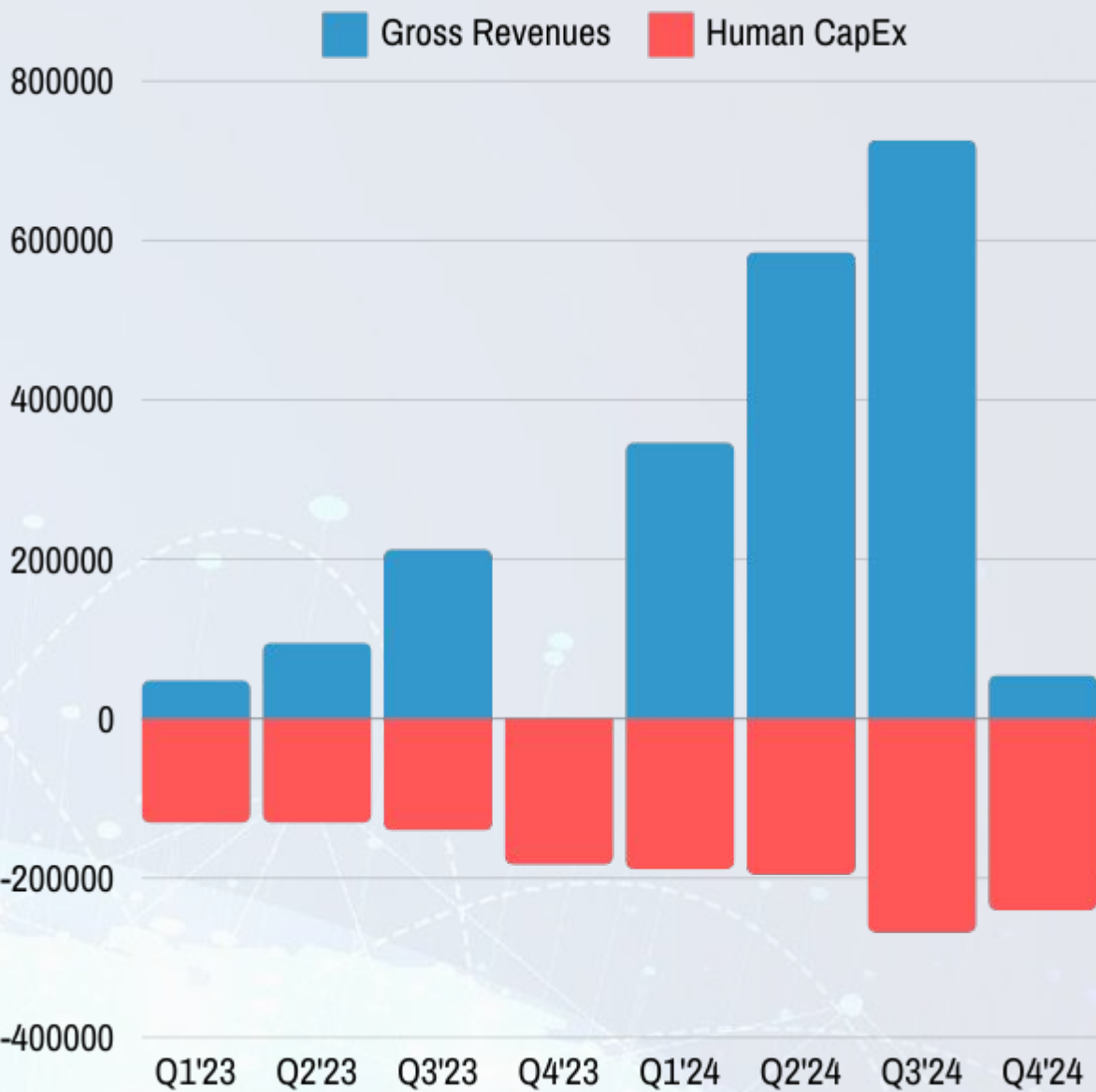
(2026 K1-TS Pipeline)

- Up to 300 lb payload.
- SLS, Vulcan Centaur, and GEVS profile compatible.

Battery Testing and Test Equipment Market Size

- 01** Battery market share growth drives battery testing, and test equipment, market share up.
- 02** Testing equipment market characterization:
 - Fortune Business Insights reports the battery testing equipment market size at \$503.6M globally in 2022, up to \$739.8M by 2030.
 - Markets and Markets reports the market size for battery cyclers at \$794M in 2024 and \$1,609M by 2029.
 - GMI Insights reports the battery cyclers market size of \$769M in 2023, up to \$2.5B by 2032.
- 03** Environmental testing equipment market characterization:
 - Grandview Research reports the global environmental testing market size of \$11.07 B in 2022.
- 04** Market Mavens Pro reports the global automotive battery testing market at \$648.27M in 2023, up to \$3792.84M by 2032.

KULR Human Expenditure vs. Testing Services Revenue



KULR is experiencing revenue growth following the decision to expand engineering team to provide cell and battery testing services. Associated revenue growth vs. stable human expenditures shown below.



Domain #3: Battery Cell and Pack Level Testing Services



Haas® CNC Mill



Amada Weld Tech Resistance Tab Welder

Abuse Testing

Precision Machining

- 4-Axis CNC capable of regular building materials
- 3-Axis CNC capable of exotic material machining (Yttria, other ceramics, Syntactic foams)

3D Printing

- Selective laser sintering (SLS) printing capable of nylon 11 and 12, and carbon fiber
- Regular FDM multi-head printing ability in ABS, PLA, Nylon, and others

Standard Machine Shop

- Standard hand and power tools
- Manual Mill
- Saws, grinders, sanders and polishers

Laser Cutting

- CO2 Laser capable of cutting up to 0.5”thick organics and acrylics. Also capable of engraving
- Fiber Laser capable of cutting nickel and other metals to make battery tabs and components

Pack/Module Assembly

- KULR maintains a prototype assembly lab in addition to the clean room.
- All required tools including high voltage tooling, plastic manipulation tools and a full electrical bench.

Resistance Tab Welding

- Resistance tab welding for battery pack assemblies in-house.
- High current welding with waveform data monitoring

Clean Room Availability

- KULR maintains a clean room for assembly and testing of battery systems
- 900sqft built for ISO 8 certification

Check-out & Acceptance

- Between the clean room and prototype room there are many high-power power supplies, load banks, battery testers and even Arbin Cyclers to perform testing at the cell and pack level.

IS9000/AS9100 QMS

and Standards


- KULR is certifying its Webster location as an AS9100 certified engineering and manufacturing facility to further serve the aerospace community



Formlabs Fuse1 SLS 3D Printer



Competitive Advantages of KULR ONE Design Solutions



Rapid
Complete
Safe
Proprietary

- 01** One-Stop Shop solution for rapid turnaround time
- 02** Industry's most complete suite of products and services to test for battery safety
- 03** Proprietary technologies: TRS, ISC-D, FTRC - L

Market Potential with Options, Flexibility, and Customization



	KUL	Competitor 1	Competitor 2
Custom Battery Designs	✓	✓	
On-Site Prototyping Capabilities	✓	✓	
Private Label Cell / Battery Testing	✓		✓
Total Life Cycle Support	✓		
	✓	✓	✓
Safe Battery Design Expertise	✓		
North American Based Cell Supply	✓		
Chain	✓		✓
Internal Short-Circuiting Device (ISC-D)	✓		
Small Format FTRO	✓		✓
	✓		

Large Format FTRO

Bomb Calorimetry

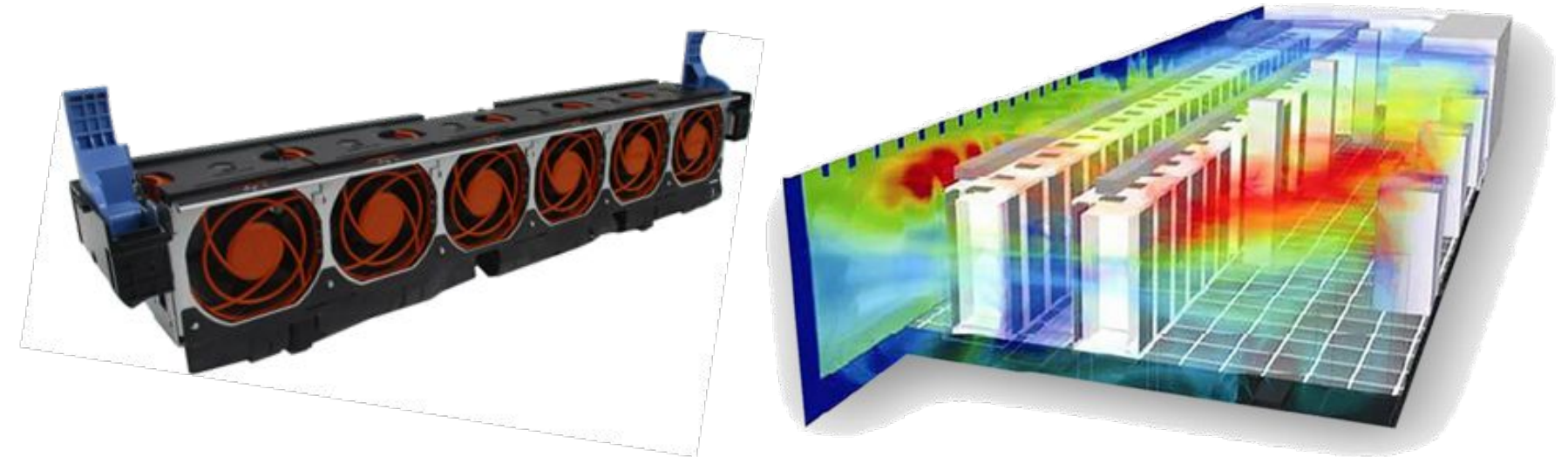
Impingement Zone Mapping



Disclaimer Statement | Contents contained on these slides are approved for public release by KULR Technology Group, Incorporated.
Refer to Slide 2 for Forward Looking Statements considerations.

Domain #4: KULR VIBE for Computer Server and Industrial Fans

According to a recent Morgan Stanley report, the liquid cooling systems for Nvidia's GB200 high-end rack cost more than \$80,000, about 15 to 20 times the cost of an air-cooling system for an existing rack with H100 chips. More than 95% of current data centers use air cooling because of its mature design and reliability



Problem Statement


- AI is coming fast and hot. 1KW GPU: Blackwell
- Liquid cooling is coming but cost 15-20X than air-cooling
- Fan performance limited by vibration and rotor speed
- High noise level and mechanical stress

KULR VIBE Benefits

- Reduces fan vibration up to 90%
- Increase fan speed, airflow and cooling effect
- Reduce energy consumption
- Reduce noise level
- Work with existing fans and hardware infrastructure

Architecture Overview

- ORv3 compliant
- 80U chassis
- Three interconnected trays using cables:
 - CPU Tray (20U)
 - Switch Tray (20U)
 - Accelerator Tray (40U)
- System and trays all support hot swap



CPU Tray

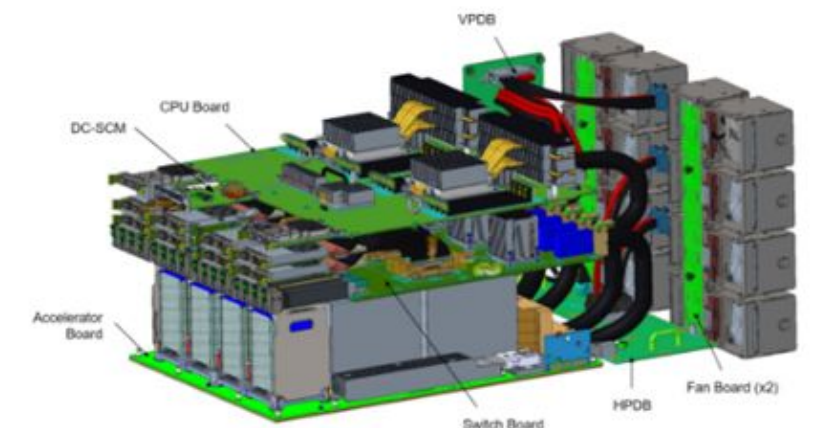
- 2-socket motherboard (Intel and AMD options)
- 8 downstream PCIe 5.0 x16 channels to the Switch Tray
- DC-SCM, horizontal form factor
- 2 OCP NIC 3.0 TSFF

Switch Tray

- 4 Broadcom PEX89144 PCIe 5.0 switches with 144 lanes each
- 8 upstream PCIe 5.0 x16 channels from CPU tray
- 8 OCP NIC 3.0 TSFF
- 16 E1.S SSD
- 8 downstream PCIe 5.0 x16 channels to accelerator tray

Accelerator tray

- Compatible with NVIDIA HGX pinout specification



Domain #5: Advanced Thermal Solutions / Vibration Reduction

Thermal Products

- Phase Change Material Heat Sink**
- Customizable heat sink to fit your geometric and heat transfer requirements.
 - Phase change material used within heat sink selected based on temperature and heat soak requirements.
- Fiber Thermal Interface (FTI)**
- Enhanced heat transfer across contacting surfaces by leveraging KULR proprietary FTI.
 - Fully constructed with vertically flocked cathode fibers on a base substrate.
 - Carbon fiber electron emitter for high energy laser or microwave sources.
 - Customizable shapes and substrates to meet customer requirements.
- Finite Element Modeling (FEM) and Analysis**
- ANSYS SpaceClaim & TD Direct
 - Thermal Desktop
 - SINDA/FLUINT
 - GT-SUITE



Extensive flight history for KULR thermal solutions.

KULR VIBE



- Rotary System Vibration Reduction**
- Rotational systems lose efficiency and are damaged due to vibrational effects.
 - Utilize the machine learning driven General Solver of KULR Vibe to balance any Helicopter Vibration Reduction
- Helicopter Vibration Reduction**
- Leverage the Helicopter Solver of KULR VIBE to balance helicopter rotors.
 - Significantly lower required maintenance hours over the lifetime of the aircraft.
- Efficiencies Realized**
- 69% less adjustments
 - 50% less runups
 - Reduced maintenance cost and improved maintenance efficiency
 - Reduced application downtime
 - Improved safety and application longevity

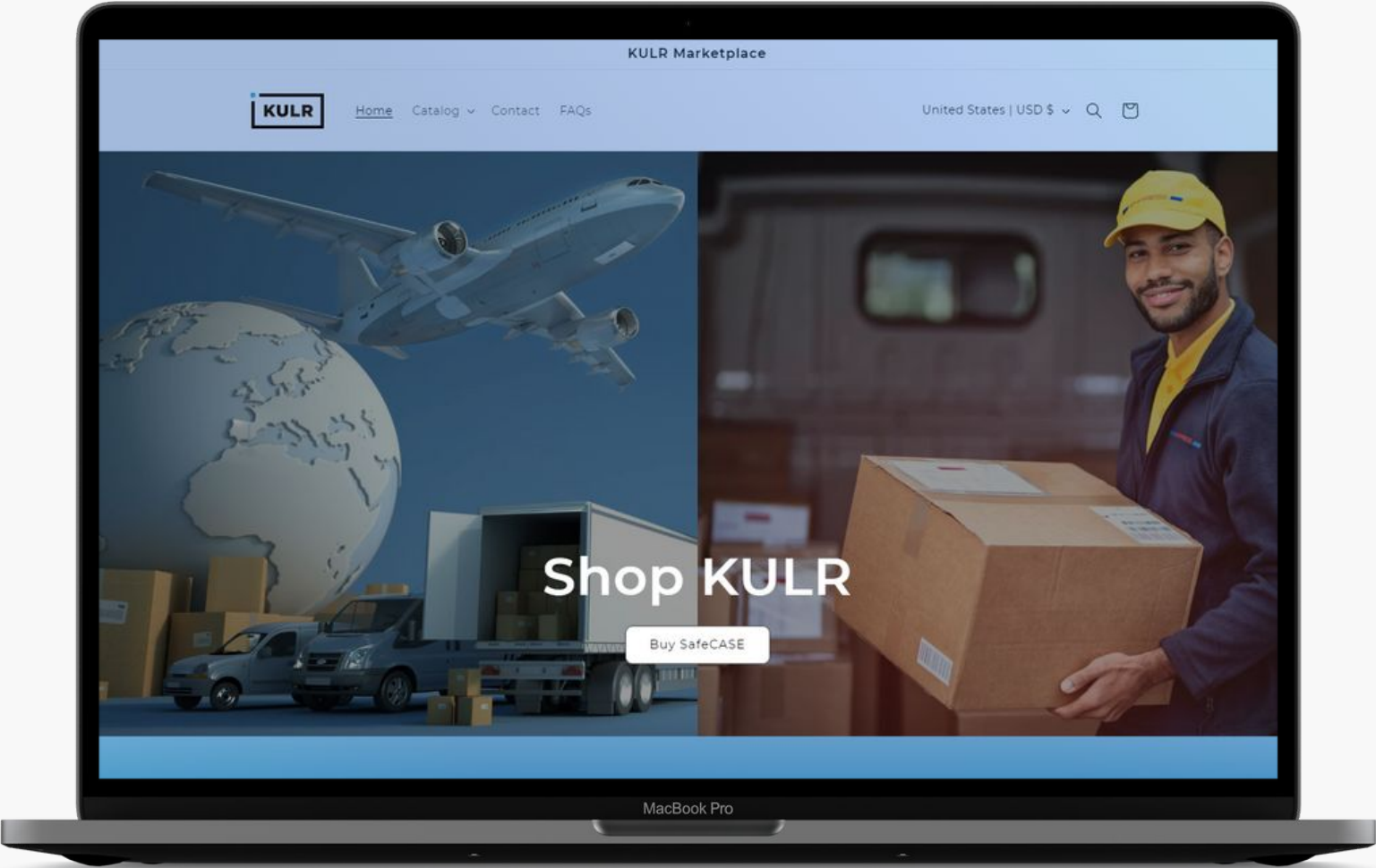


Domain #6: Battery Storage and Transportation

The KULR Marketplace

Online marketplace featuring the KULR SafeX Products

SafeCASE Model G <ul style="list-style-type: none">• Total thermal runaway propagation containment.• Up to 2.5 kWh payloads	
SafeCASE Model R <ul style="list-style-type: none">• Total thermal runaway propagation containment.• Up to 2.5 kWh payloads	
SafeCASE Model E <ul style="list-style-type: none">• Total thermal runaway propagation containment.• Up to 2.5 kWh payloads	
SafeCASE Model 3 <ul style="list-style-type: none">• Total thermal runaway propagation containment.• Up to 2.5 kWh payloads	
SafeCASE Model N <ul style="list-style-type: none">• Total thermal runaway propagation containment.• Up to 2.5 kWh payloads	
SafeSLEEVE <ul style="list-style-type: none">• Total thermal runaway propagation containment.• Up to 2.5 kWh payloads	



SafeX Competitive Advantages



Fire Suppressant Technology

	KUL	Competitors
First qualified to each OEM Battery	✓	
Casing certified to contain up to 66lb and 2.5kWh	✓	(only
TRS is sustainable and rated for multiple-use in shipping	✓	1.2kWh)
Storage Sleeve tested and certified to contain up to 300Wh	✓	(only 185Wh)

Usage Characteristics

	KUL	Competitors
Required safety goggles, gloves, breathing mask when handling	R	✓
Necessitated medical attention following inhalation to dust particles	✓	✓
Ease of battery (payload) installation with simple to open and close lid with open cavity design		

Delivering Solutions for Market Opportunities

01 Rapid Li-ion Market Growth Without Safety Focus

As the lithium-ion market surges, many designs prioritize speed over safety, leading to post-launch redesigns, potential product recalls, and the looming threat of non-compliance with emerging regulations. KULR's technology and expertise ensures proactive safety integration to mitigate risks and future liabilities.

02 Escalating Risks with Energy-Dense Innovations

As advancements push battery cells towards greater energy density, the potential hazards from thermal runaway intensify. Addressing this now is paramount; A KULR engagement guarantees that as technology leaps forward, safety doesn't take a backseat but rather drives the innovation safely forward.

03 Facilitating Safer Transits for Sustainable Recycling

The momentum toward recycling battery raw materials is unmistakable, underscored by the DoE's \$192 million funding in June 2023. Ensuring safe transportation of these batteries isn't just a regulatory mandate; it's essential for building a sustainable future. KULR stands at this crucial intersection, ready to lead the charge in safe,

04 Untapped Potential in High-Performance Pack Landscape

eco-conscious battery logistics.

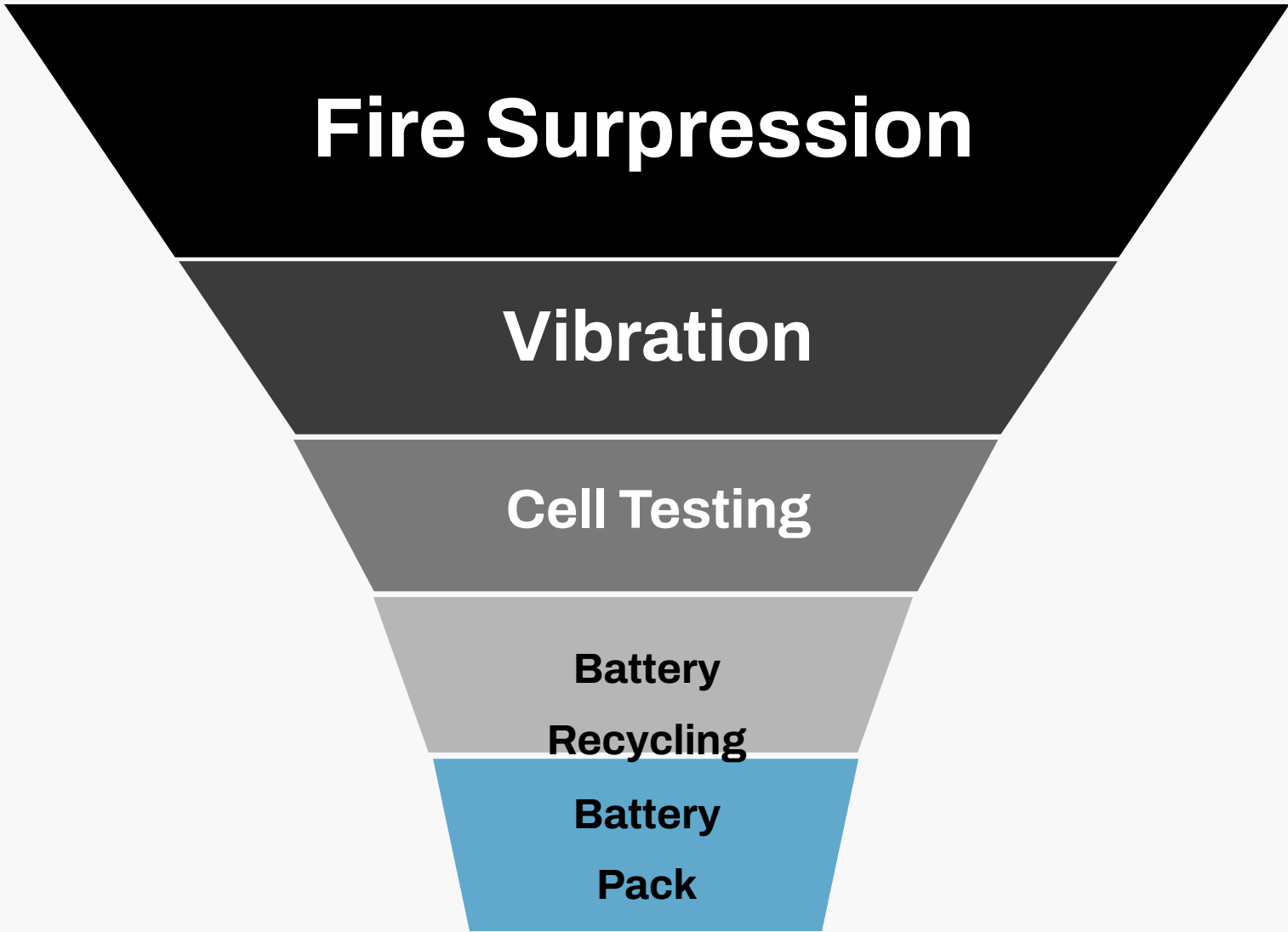
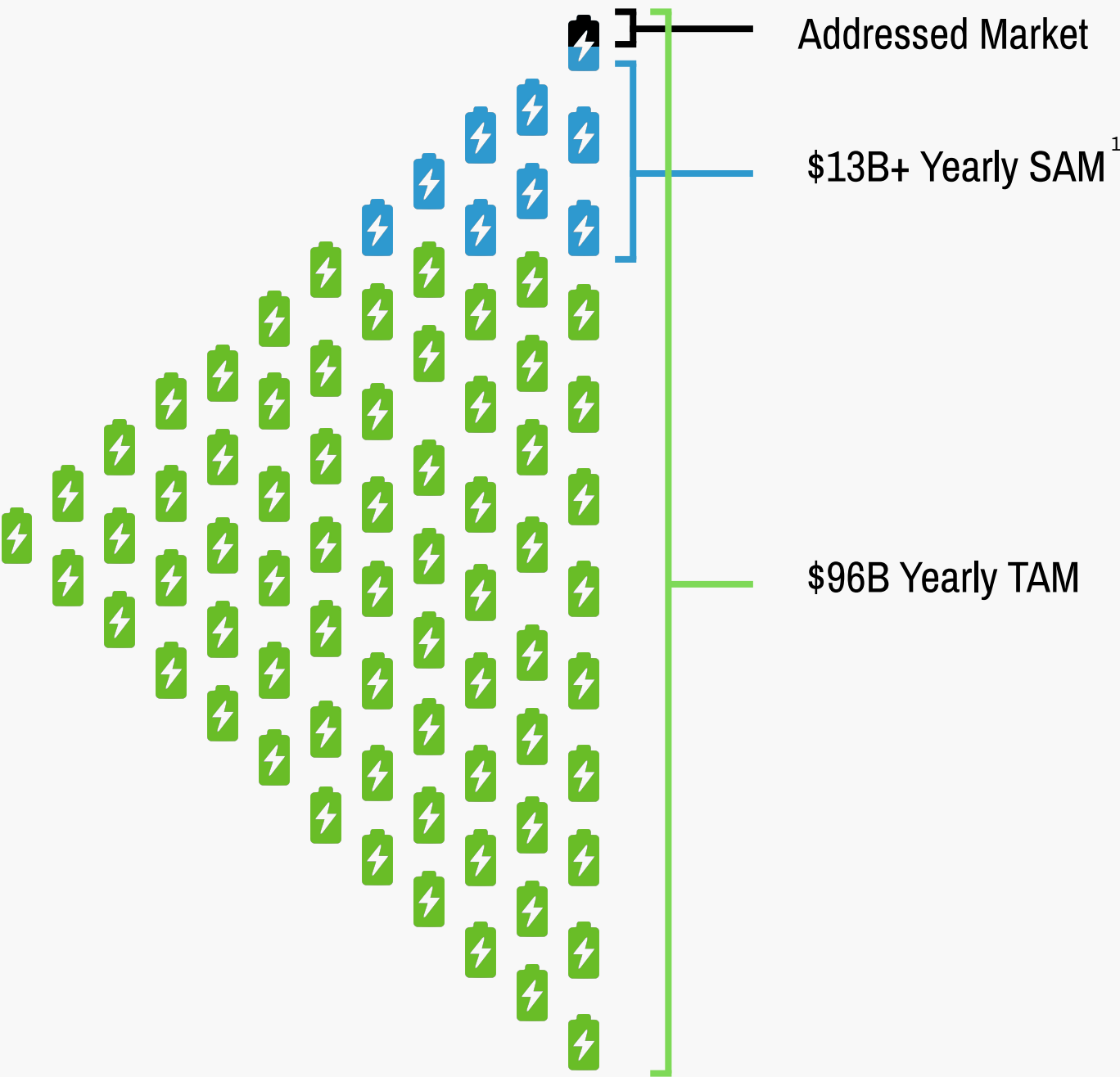
While the domain of high-performance battery packs is dominated by select giants or self-reliant OEMs, there's a significant gap in custom packs designed with an emphasis on safety. In sectors like space, aviation, and military, safety-focused designs are non-negotiable. KULR is poised to seize this market opportunity, bridging the safety gap with unparalleled technology and expertise.

05 Ongoing Qualification Imperative for Compliance

Major players and autonomous OEMs are bound by the continuous need to validate their designs in line with evolving regulations. KULR's leading edge technology delivers indispensable testing expertise ensuring these giants remain compliant and at the forefront of safety standards.

KULR's core technology domains prime the company for major growth.

Massive Market Opportunity with Rich Potential



Design
Resulting in a nearly \$96B yearly revenue opportunity by 2032.²

1. Serviceable Available Market ("SAM") calculated beginning with TAM of near-term markets reduced by "serviceable" penetration within each category.

2. Total Addressable Markets ("TAM") derived from the following reports: [Fire Suppression Market Size is to Reach US\\$ 32.92 Billion by 2032](#), [Vibration Motors Market Analysis by Product Type \(Eccentric Rotating Mass, Brushed Coin, Brushless Coin, PCB Mounted\), by Motor Type \(AC Motor, DC Motor\), by Voltage Rating, by Application, by Region](#), [The Global Battery Testing Equipment Market size is projected to reach USD 18.88 Billion by 2032](#), [Battery Recycling Market Size, Share & Trends Analysis Report By Chemistry \(Lithium-Ion, Lead Acid, Nickel\), By Application \(Transportation, Consumer Electronics, Industrial\), By Region, And Segment Forecasts](#), [Custom Battery Pack Market Size, Share, Growth, and Industry Analysis by Type \(Li-Ion, Li-Poly, NiMH, NiCd, SLA, and Others\) By Application \(Medical, Military, Aerospace, Data Center, Portable devices, Automotive, Agriculture, Mining and Construction\)](#)

KULR Business Model Scalability

Products & Services	Design	Product	Subscription	IP Licensing
KULR ONE Batteries	Services	Sales	Services	
SafeX Products	✓	✓	✓	✓
KULR ONE Design Services	✓	✓	✓	✓
KULR VIBE	✓		✓	✓
Thermal Management Products	✓	✓		✓

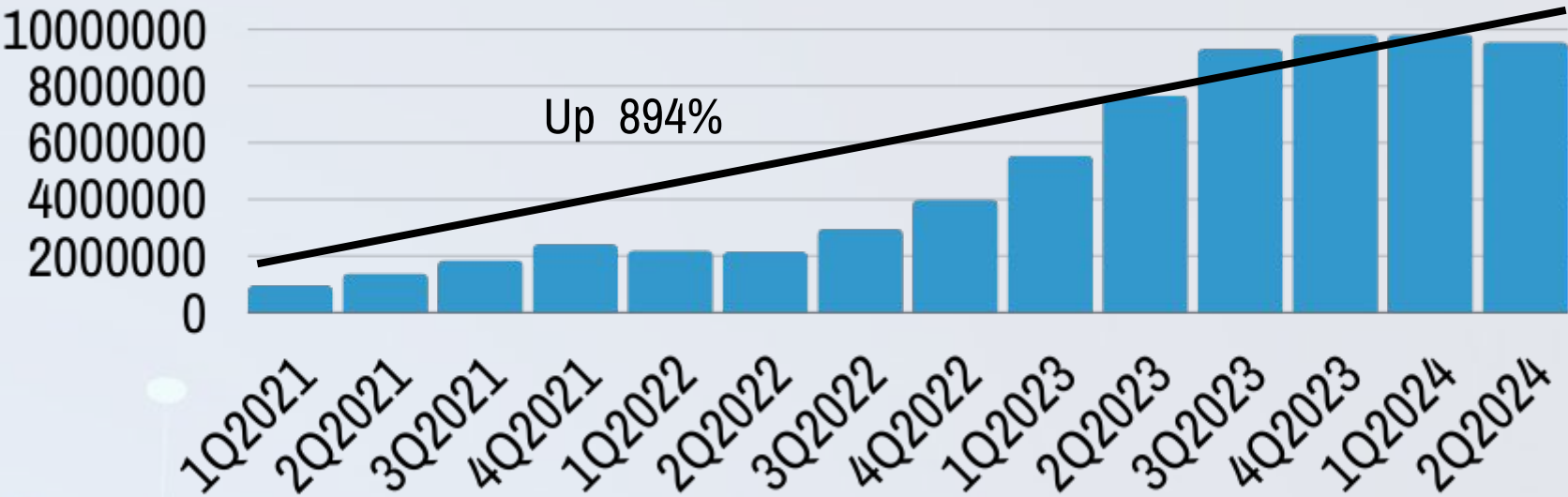


Q4'24 Financial Summary

YoY Summary

		2023Q2	2024Q2	QoQ%
Revenue	Total Revenue	\$2,695,506	\$2,432,005	-10%
	Service Revenue	\$738,136	\$1,297,236	76%
	Product Revenue	\$1,957,370	\$1,134,770	-42%
Customers	Total Customers	19	27	42%
	Service Customers	7	14	100%
	Product Customers	12	15	25%

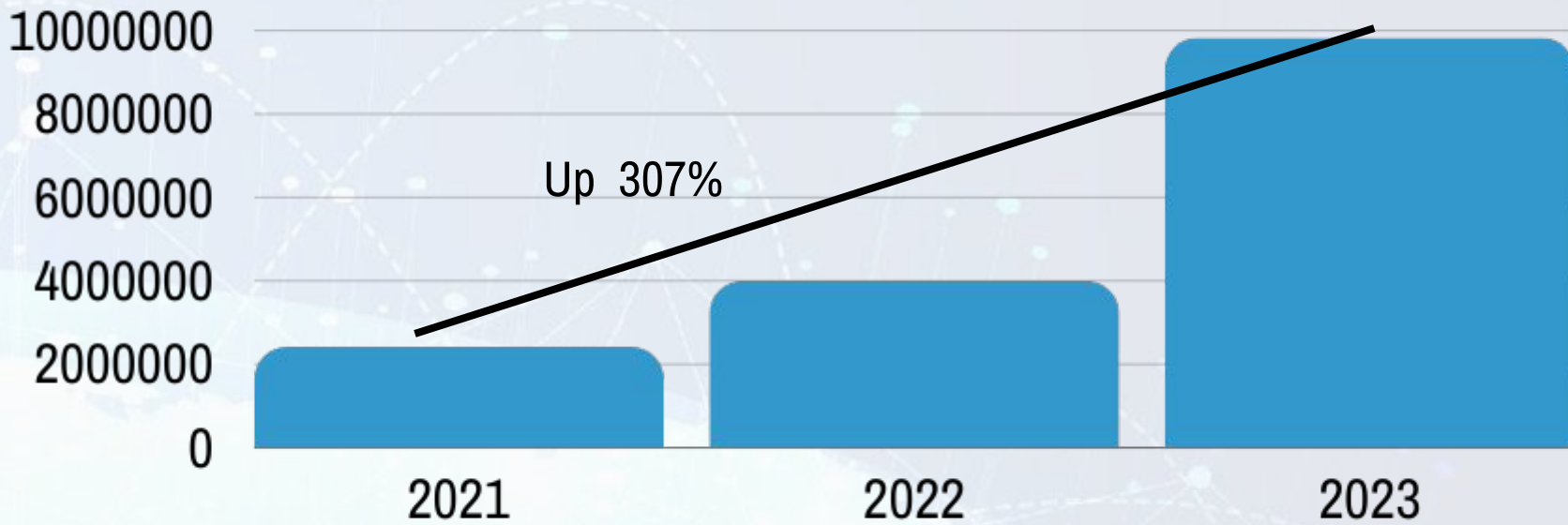
TTM Revenue



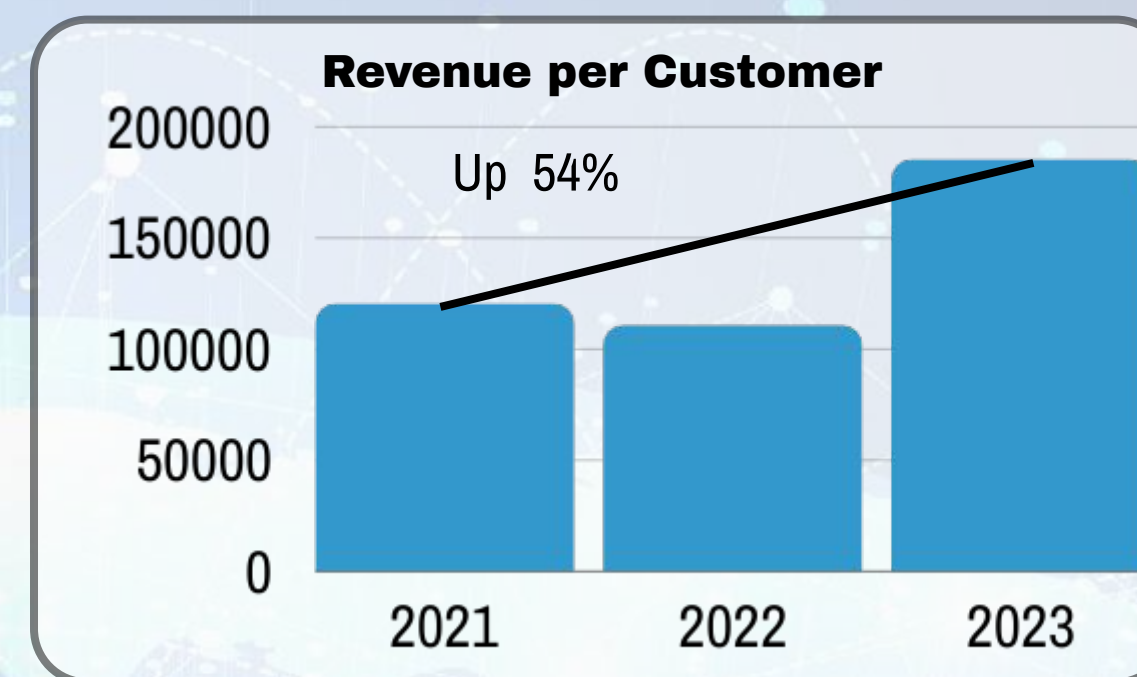
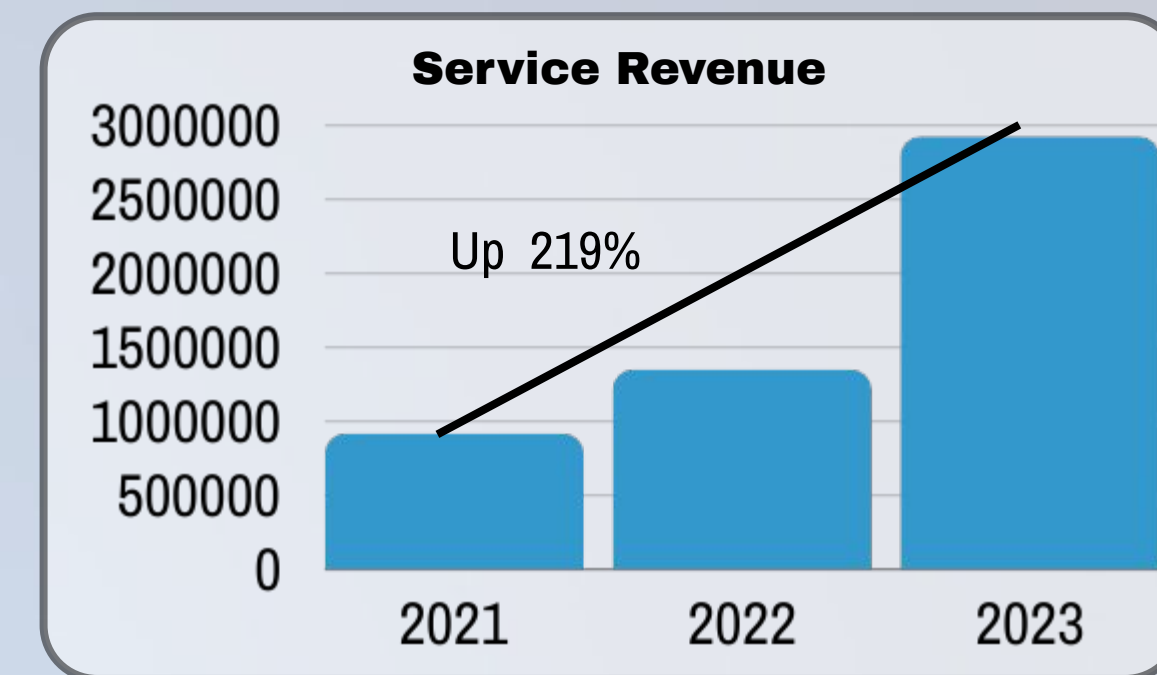
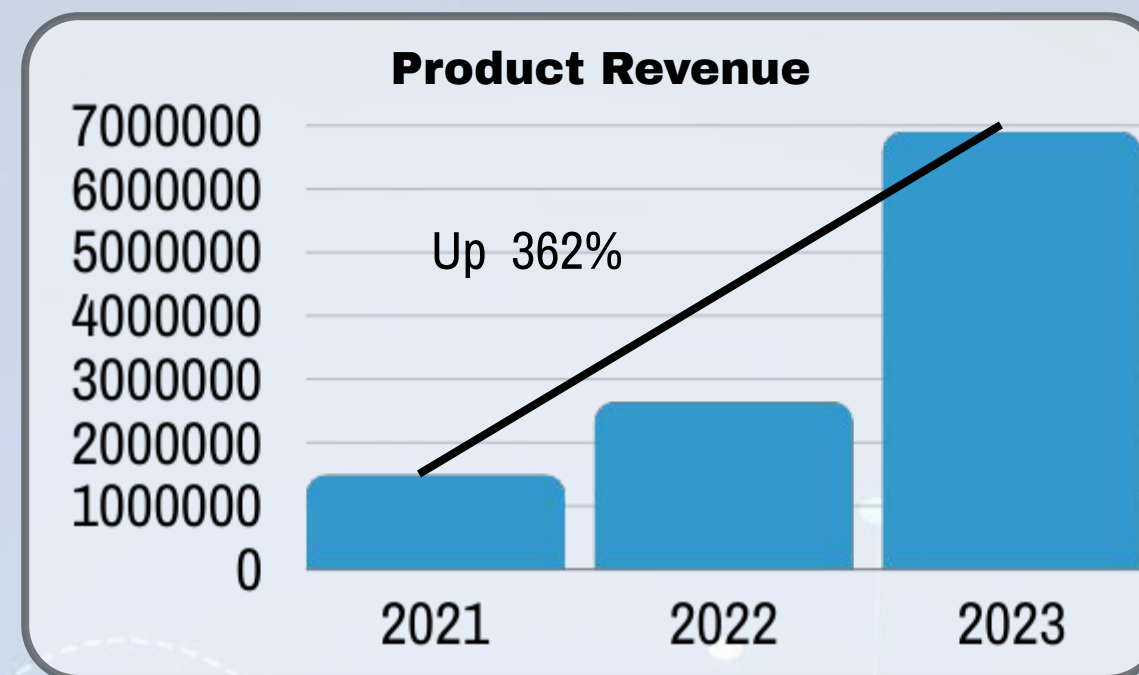
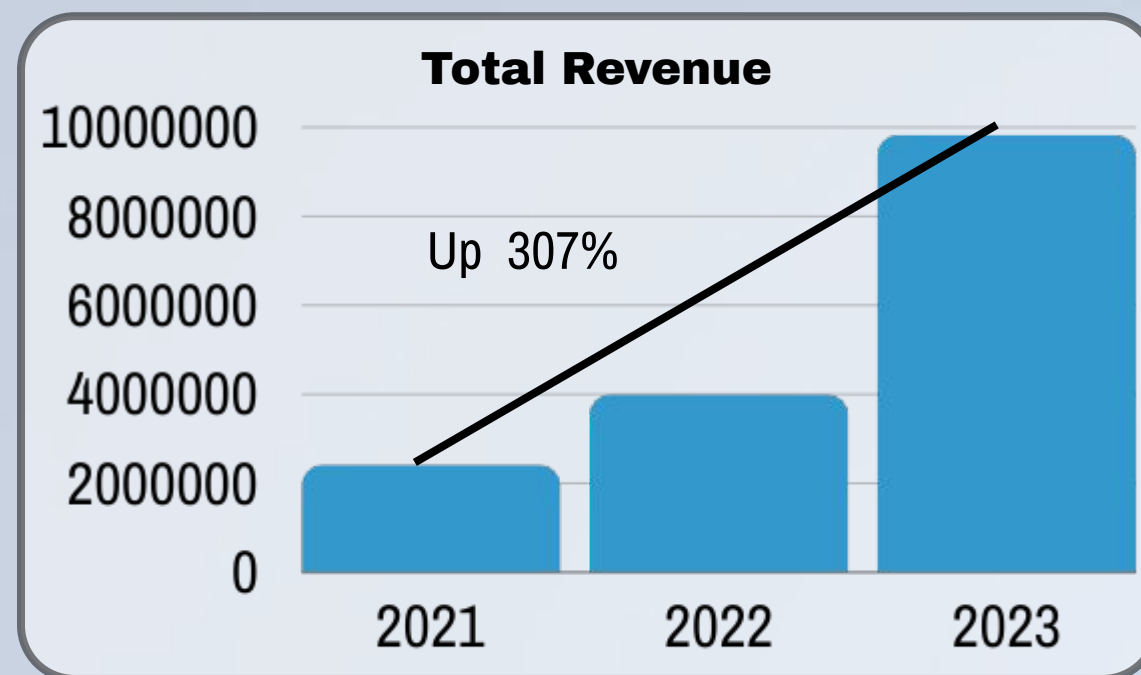
2024 Q2 Highlights

- 01** Service revenue grew 76% - can foreshadow Product revenue trend
- 02** Gross margin 24% (24Q2) v. 37% (23Q2)–anticipate return to trend
- 03** Paying customers increased 42%
- 04** Q2 operating expenses down 17% from Q2 last year
- 05** Stronger Balance Sheet v 12/31/2023
 - Cash + AR Up 40%
 - Liabilities Down 42%
- 06** Cash used Operating + Investing activities down 13% 24Q2 v. 23Q2

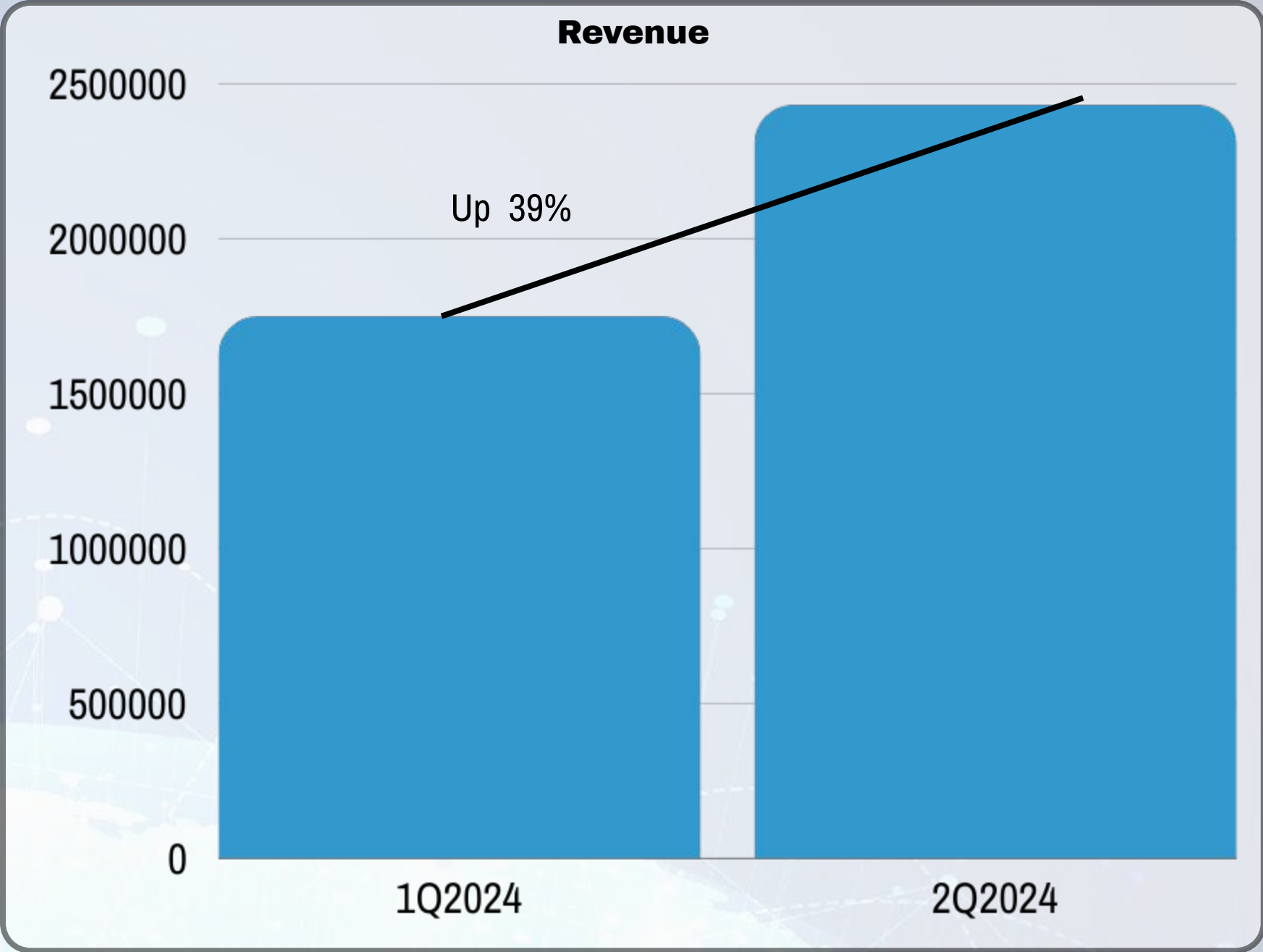
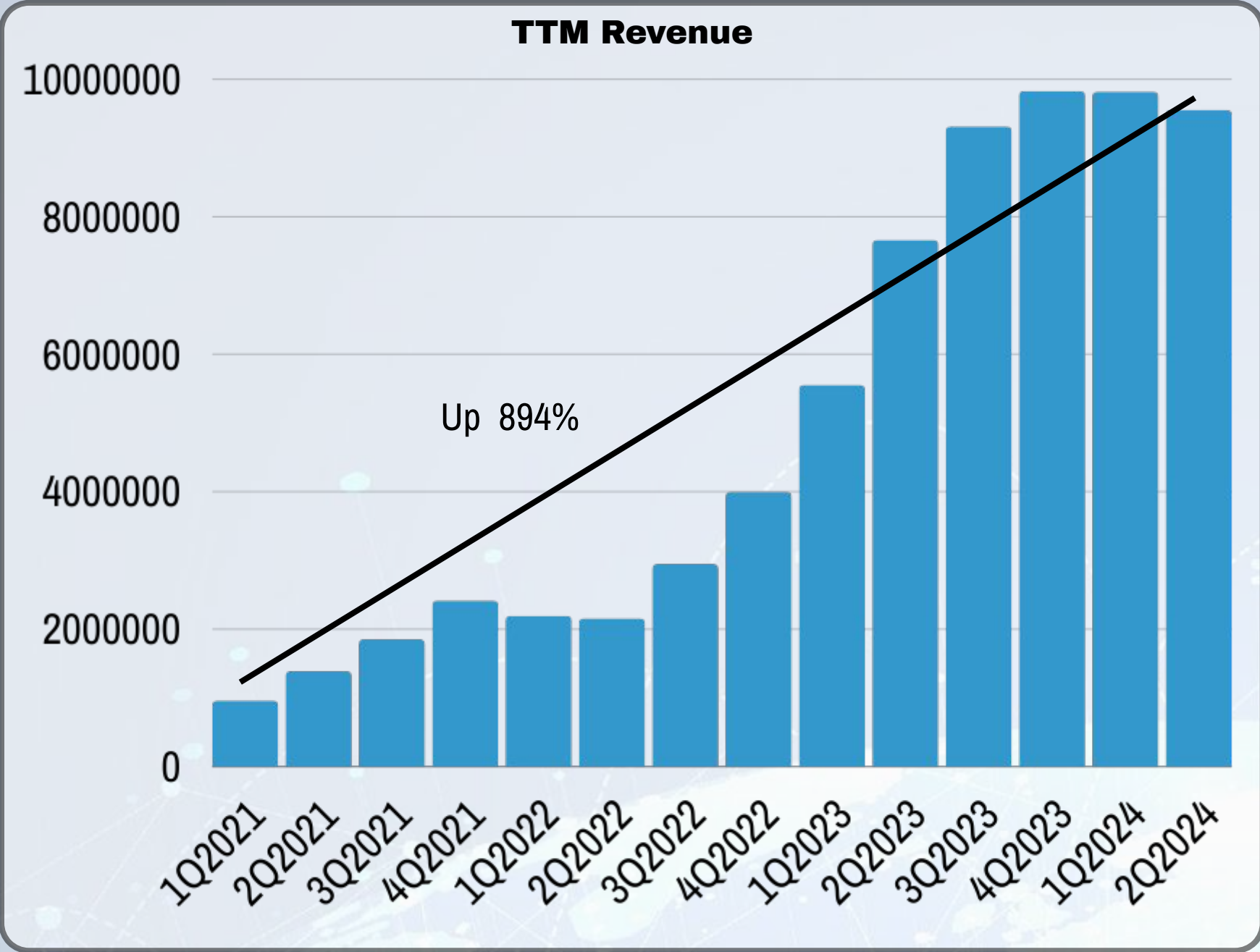
Revenue



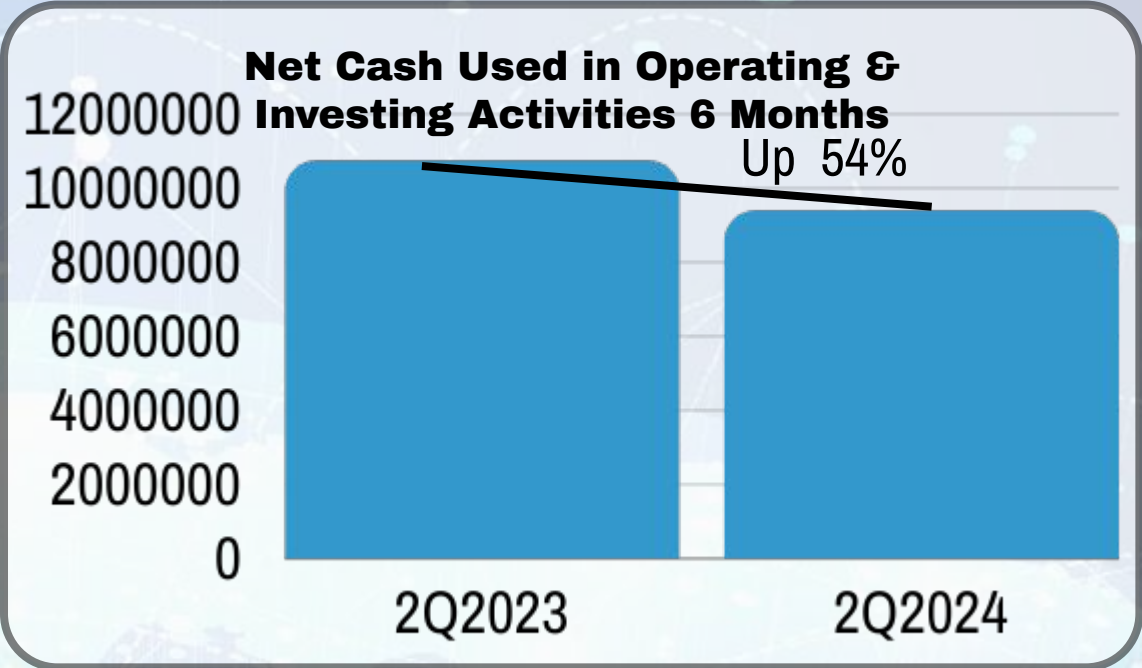
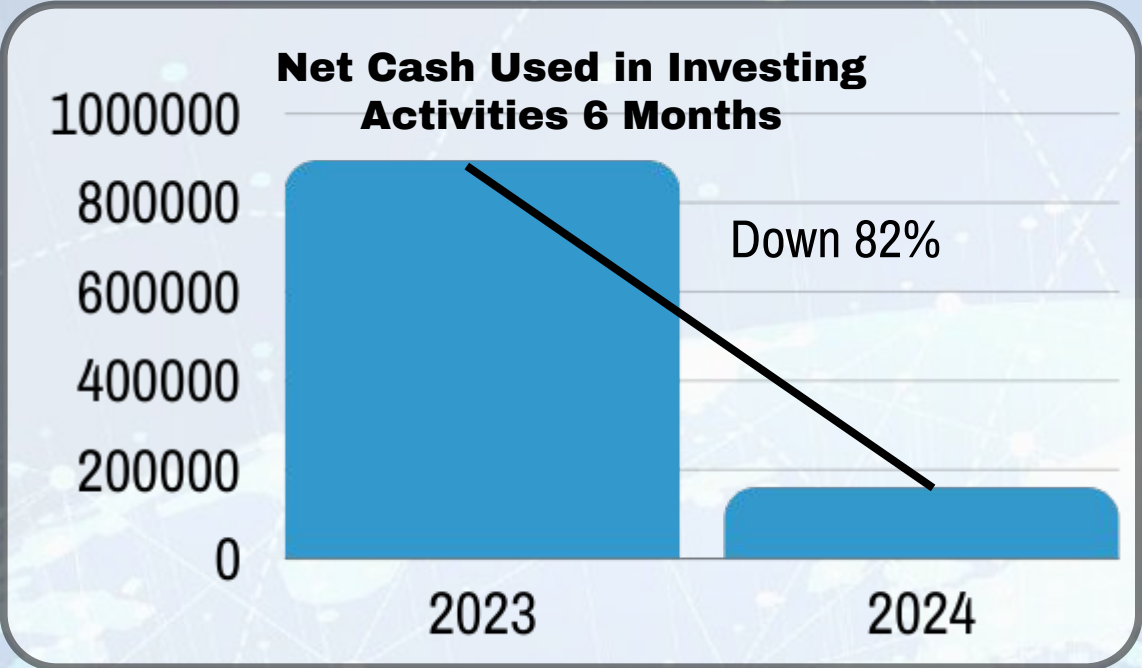
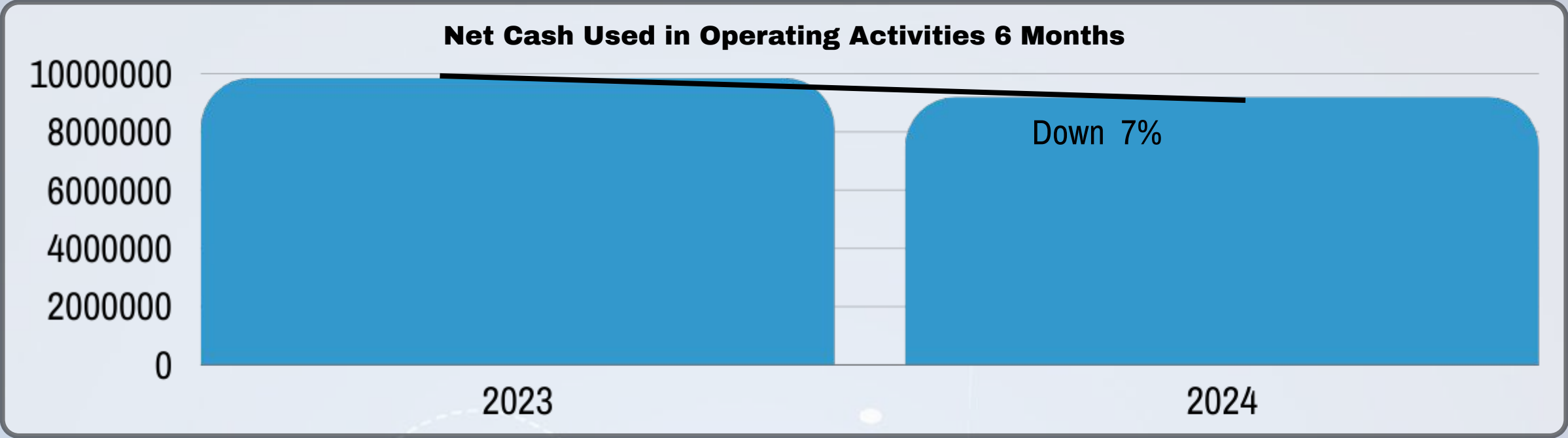
Revenue and Growth KPI Trends are UP



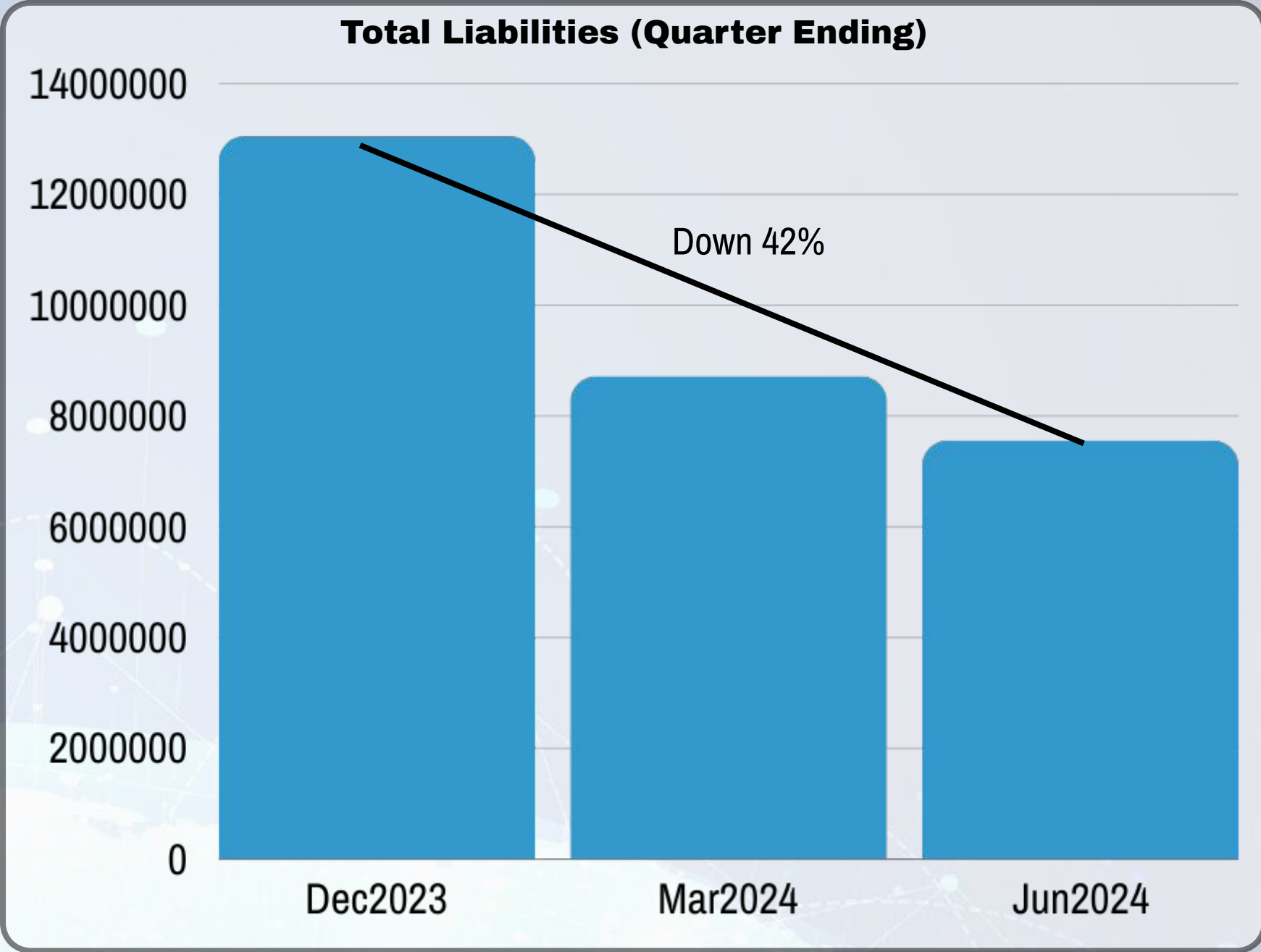
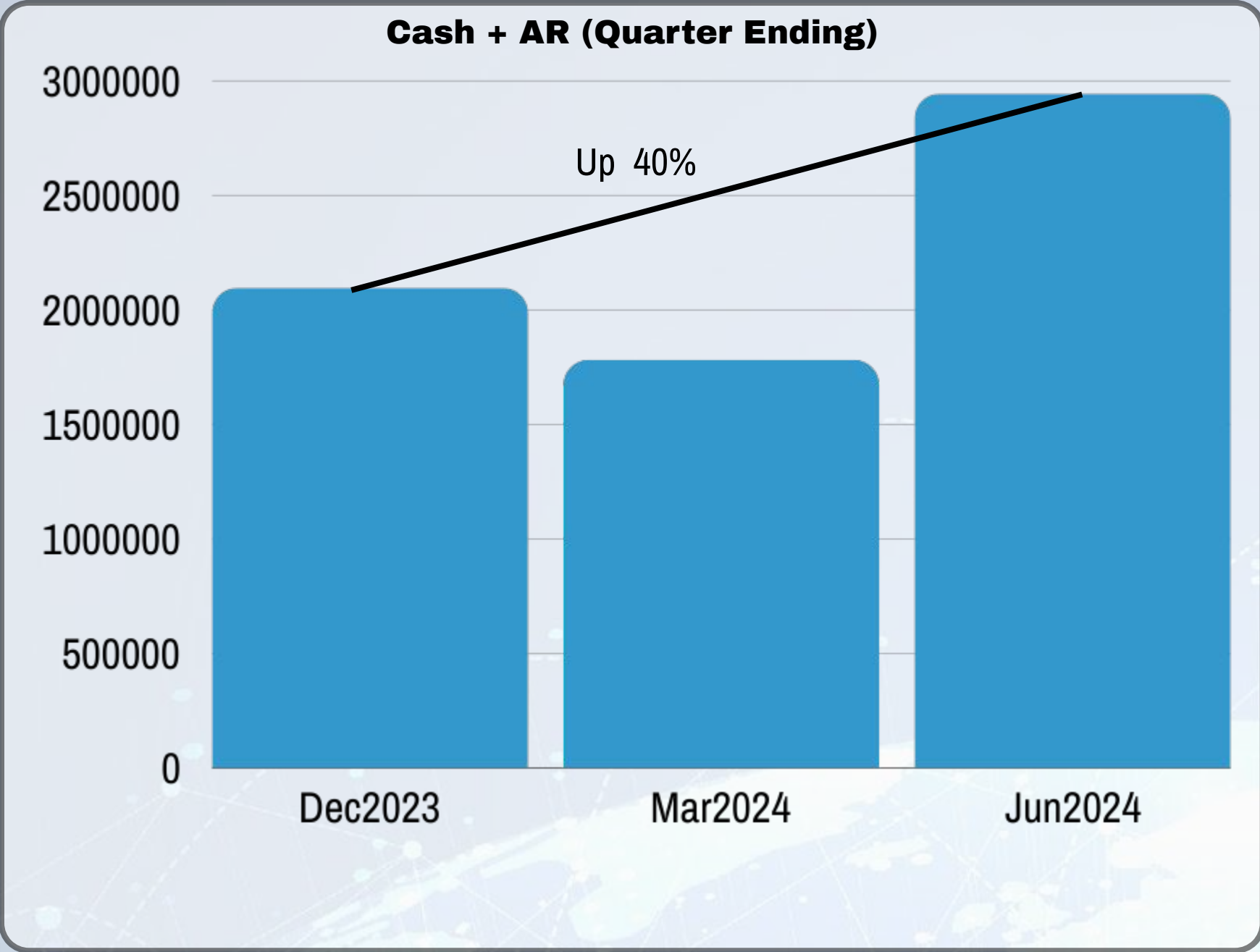
Revenue Growth Continues



Using Less Cash

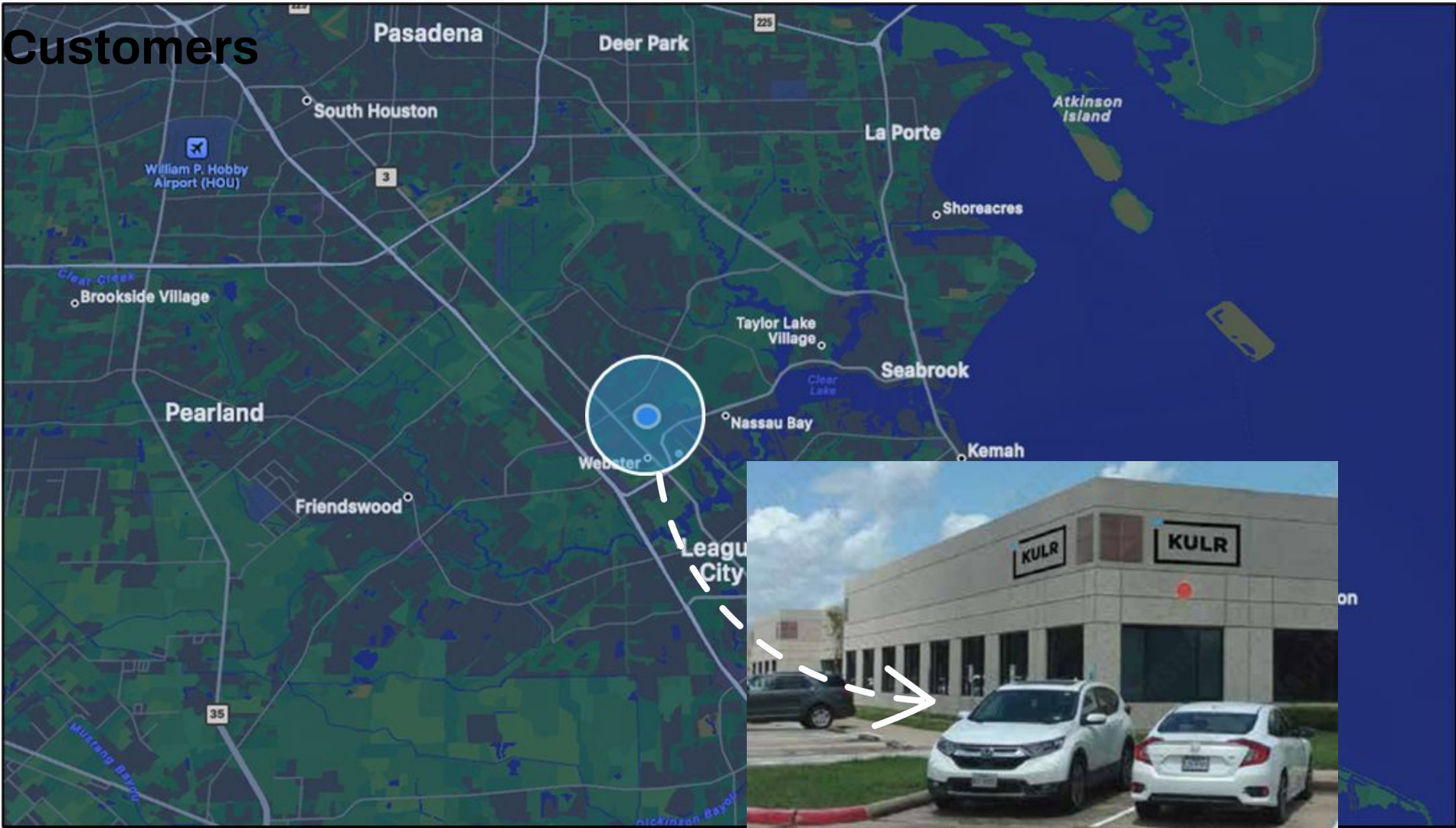


Balance Sheet is Stronger



KULR Texas – Center of Excellence in Battery Design & Testing

Strategic Location close to NASA and



Disclaimer Statement | Contents contained on these slides are approved for public release by KULR Technology Group, Incorporated.
Refer to Slide 2 for Forward Looking Statements considerations.

KULR Corporate Overview

Public Listing Market	NYSE American
Symbol	KULR
Market Capitalization	\$54M
Stock Price (as of 8/21/2024)	\$0.28
Total Shares (as of 8/21/2024)	193M
Insider Holdings	20.4%

Total Floating Shares 130M

Institutional Shareholders



Our Leadership Team



Michael Mo
CEO & Co-Founder



Shawn Canter
CFO



William Walker, Ph.D.
CTO



Peter Hughes
VP of Engineering



Michael Carpenter
VP of Engineering

KULR Corporate Overview

Sales Team Contacts

USA West & International, Ted Krupp

USA Central, Ted Krupp

USA East, Sean Plasse

Inside Sales, Willie Galon & Tanna Cruickshank

Immediate Support

Email: contact@kulrtechnology.com

Phone: +1 (858) 866-8478

KULR HQ

4863 Shawline Street

Suite B

San Diego, CA 92111

Battery Design Center

555 Forge River Road

Suite 100

Webster, TX 77598



[Learn More](#)

Innovation Hub
San Diego, CA


KULR HQ
Webster, TX



www.kulrtechnology.com

Forward Looking Statements
All statements contained on these slides are approved for public release by KULR Technology Group, Incorporated.
Refer to Slide 2 for Forward Looking Statements considerations.

Thank You



cooler • lighter • safer